



Club Health Assessment for District 14 A through January 2025

| | | | Status | Membership | | | | | | Reports | | | | | Finance | | LCIF |
|--|---|--------------|---|-----------------------------|-------------------|---------------------|----------------|-----------------|---|--|-------------------------------------|------------------------------------|------------------------|---|--|-----------------|-----------------------------------|
| Club Number | Club Name | Charter Date | | Current Member Count | YTD Members Added | YTD Members Dropped | YTD Net Growth | YTD Net Growth% | Member Count 12 Months Ago | Avg. length of service for dropped members | Months Since Last MMR *** | Yrs. Since Last Officer Report | President Rotation | Vice President Reported **** | Months Since Last Activity Report *** | Account Balance | Donations for current Fiscal Year |
| | | | Number of times on status quo within last two years | If below 15 members appears | | | | | If net loss is greater than 20% appears | | If no report in 3 months appears in | When more than one year appears in | Number of repeat terms | Notes the officers that do not have an active | If no report at 12 months appears in red | | |
| Clubs less than two years old | | | | | | | | | | | | | | | | | |
| 154093 | Philadelphia Chapel of the Four Chaplains | 05/04/2023 | Active | 56 | 17 | 2 | 15 | 36.59% | 39 | 2 | 0 | | 3 | N | M | 10 | 90+ Days |
| Clubs more than two years old | | | | | | | | | | | | | | | | | |
| 5654 | ASTON TOWNSHIP | 08/03/1948 | Active | 39 | 1 | 2 | -1 | -2.50% | 43 | 26 | 0 | | | R | SC | 24+ | \$1,000.00 |
| 143617 | Aston Township Lioness | 11/20/2020 | Active | 43 | 6 | 1 | 5 | 13.16% | 40 | 0 | 1 | | 2 | R | M,SC | N/R | |
| 6441 | AUDUBON OAKS | 10/25/1950 | Active | 13 | 0 | 0 | 0 | 0.00% | 13 | | 9 | | 2 | | VP | 24+ | \$500.00 |
| 6442 | BALA CYNWYD NARBERTH | 06/13/1944 | Active(1) | 2 | 2 | 4 | -2 | -50.00% | 4 | 26 | 0 | | 7 | | P,T,M,VP,SC | 24+ | |
| 5672 | BENSALEM TOWNSHIP | 01/29/1948 | Active | 52 | 4 | 6 | -2 | -3.70% | 51 | 10 | 0 | | | | M,VP,SC | 0 | \$50.00 |
| 5656 | BRISTOL | 02/12/1952 | Active | 40 | 0 | 0 | 0 | 0.00% | 40 | | 16 | | | N | M,SC | 24+ | |
| 98405 | BUCKS CO ASSN - BLIND & VISUALLY IMPAIRED | 01/29/2007 | Active | 22 | 5 | 2 | 3 | 15.79% | 19 | 9 | 0 | | 3 | N | M,SC | 24+ | |
| 131521 | Bucks County Community College | 06/28/2017 | Active | 1 | 1 | 1 | 0 | 0.00% | 1 | 8 | 1 | 7 | None | | P,S,T,M,VP SC | N/R | |
| 5658 | CHALFONT | 09/14/1936 | Active | 20 | 0 | 1 | -1 | -4.76% | 21 | 40 | 0 | | | | P,T,M,VP,SC | 2 | \$50.00 |
| 6444 | COLLEGEVILLE | 03/02/1927 | Active | 30 | 3 | 2 | 1 | 3.45% | 31 | 2 | 3 | | | | M,VP,SC | 10 | |
| Exc Award (06/30/2023) | | | | | | | | | | | | | | | | | |
| 5663 | DOYLESTOWN | 05/01/1945 | Active | 15 | 0 | 3 | -3 | -16.67% | 18 | 26 | 2 | | | N | SC | 1 | \$1,500.00 |
| 143157 | East Penn Hill Lioness | 10/09/2020 | Active | 19 | 1 | 4 | -3 | -13.64% | 22 | 6 | 4 | | 2 | R | M | 1 | |
| Exc Award (06/30/2023) | | | | | | | | | | | | | | | | | |
| 137925 | Feasterville-Trevose | 05/13/2019 | Active | 33 | 3 | 2 | 1 | 3.13% | 30 | 5 | 0 | | 2 | R | SC | 0 | \$1,000.00 |
| 6451 | GREEN LANE MARLBORO | 10/20/1948 | Active | 26 | 0 | 0 | 0 | 0.00% | 26 | | 5 | | | N | P,T,M,SC | 3 | |
| Exc Award (06/30/2018, 06/30/2019, 06/30/2020) | | | | | | | | | | | | | | | | | |
| 6452 | HARLEYSVILLE | 01/25/1945 | Active | 37 | 0 | 3 | -3 | -7.50% | 41 | 56 | 0 | | 4 | | M,VP,SC | 24+ | \$1,300.00 |
| 6453 | HATBORO | 05/12/1948 | Active | 22 | 0 | 1 | -1 | -4.35% | 25 | 30 | 0 | | 2 | R | M,SC | 24+ | |
| 6454 | HATFIELD | 02/09/1939 | Active | 9 | 0 | 1 | -1 | -10.00% | 11 | 35 | 6 | | 20 | R | M,SC | 1 | |
| 5667 | HILLTOWN TOWNSHIP | 12/05/1947 | Active | 10 | 0 | 0 | 0 | 0.00% | 10 | | 12 | | 10 | R | S,M,VP,SC | 24+ | |
| 5669 | LANGHORNE | 01/15/1932 | Active | 15 | 0 | 1 | -1 | -6.25% | 16 | 29 | 3 | | 5 | | M,VP,SC | 3 | |



Club Health Assessment for District 14 A through January 2025

| | | | Status | Membership | | | | | | Reports | | | | | Finance | LCIF | | |
|------------------------------------|----------------------------------|--------------|---|-----------------------------|-------------------|---------------------|----------------|-----------------|---|--|---------------------------|-------------------------------------|------------------------------------|------------------------------|---|--|-----------------------------------|--|
| Club Number | Club Name | Charter Date | | Current Member Count | YTD Members Added | YTD Members Dropped | YTD Net Growth | YTD Net Growth% | Member Count 12 Months Ago | Avg. length of service for dropped members | Months Since Last MMR *** | Yrs. Since Last Officer Report | President Rotation | Vice President Reported **** | Months Since Last Activity Report *** | Account Balance | Donations for current Fiscal Year | |
| | | | Number of times on status quo within last two years | If below 15 members appears | | | | | If net loss is greater than 20% appears | | | If no report in 3 months appears in | When more than one year appears in | Number of repeat terms | Notes the officers that do not have an active | If no report at 12 months appears in red | | |
| 6459 | LANSDALE | 06/29/1938 | Active | 22 | 0 | 0 | 0 | 0.00% | 22 | | 5 | | 4 | R | 15 | | | |
| 5670 | LANSDOWNE | 03/17/1955 | Active | 6 | 0 | 0 | 0 | 0.00% | 6 | | 10 | | 4 | | P,S,T,M,VP SC | N/A | | |
| 5675 | MEDIA | 10/24/1946 | Active(1) | 14 | 0 | 0 | 0 | 0.00% | 14 | | 7 | | 3 | N | 24+ | | \$280.00 | |
| 5680 | NEWTOWN | 09/24/1969 | Active | 9 | 0 | 3 | -3 | -25.00% | 12 | 8 | 1 | | | | T,M,VP,SC | 24+ | | |
| 5661 | NORTHAMPTON TOWNSHIP | 01/24/1958 | Active | 14 | 0 | 1 | -1 | -6.67% | 15 | 27 | 5 | | | R | SC | 3 | \$2,100.00 | |
| 6467 | ORELAND | 04/10/1950 | Active | 25 | 1 | 6 | -5 | -16.67% | 32 | 20 | 0 | | 2 | | M,VP,SC | 24+ | \$100.00 | |
| 5682 | PERKASIE | 07/13/1938 | Active | 45 | 1 | 0 | 1 | 2.27% | 44 | | 2 | | | N | SC | 3 | | |
| 5693 | PHIL NORTHEAST | 08/10/1933 | Active | 47 | 0 | 3 | -3 | -6.00% | 48 | 6 | 0 | | | N | M,SC | 7 | \$525.00 | |
| Exc Award (06/30/2018, 06/30/2024) | | | | | | | | | | | | | | | | | | |
| 5700 | PHIL SO PHIL | 11/19/1935 | Active | 54 | 3 | 9 | -6 | -10.00% | 55 | 5 | 1 | | | N | | 10 | \$400.00 | |
| Exc Award (06/30/2018) | | | | | | | | | | | | | | | | | | |
| 50746 | PHILA WILLS EYE HOSPITAL | 06/26/1990 | Active | 13 | 1 | 0 | 1 | 8.33% | 12 | | 5 | | 7 | R | T,M,VP,SC | 24 | | |
| 36302 | PHILADELPHIA FILIPINO AMERICAN | 12/05/1978 | Active | 18 | 0 | 1 | -1 | -5.26% | 20 | 1 | 0 | | 2 | R | | 24+ | \$100.00 | |
| 40600 | PHILADELPHIA LAW ENFORCEMENT | 12/10/1981 | Active | 9 | 0 | 0 | 0 | 0.00% | 9 | | 9 | | 16 | R | S,M,VP,SC | 8 | \$100.00 | |
| 5690 | PHILADELPHIA LINDLEY OLNEY | 06/10/1942 | Active | 9 | 0 | 0 | 0 | 0.00% | 9 | | 4 | | 9 | | M,VP,SC | 24+ | \$100.00 | |
| 142205 | Philadelphia Roxborough-Manayunk | 07/16/2020 | Active(1) | 47 | 0 | 0 | 0 | 0.00% | 57 | | 0 | | 2 | | M,VP,SC | N/R | | |
| 6478 | POTTSTOWN-STOWE | 09/02/1953 | Active | 13 | 0 | 0 | 0 | 0.00% | 13 | | 0 | | 10 | R | | 3 | \$1,050.00 | |
| 5706 | QUAKERTOWN | 09/20/1939 | Active | 18 | 1 | 0 | 1 | 5.88% | 19 | | 4 | | | N | M,SC | 4 | \$450.00 | |
| 6473 | ROYERSFORD | 12/29/1937 | Active | 11 | 0 | 1 | -1 | -8.33% | 12 | 6 | 1 | | 7 | R | M,SC | 24+ | | |
| 84618 | Salus University | 01/03/2005 | Active | 15 | 0 | 0 | 0 | 0.00% | 14 | | 11 | | 2 | R | S,M,SC | 24+ | | |
| 6476 | SKIPPACK | 08/03/1953 | Active(2) | 19 | 0 | 0 | 0 | 0.00% | 19 | | 1 | | 7 | N | S,M,SC | 24+ | | |
| 6477 | SOUDERTON | 02/16/1927 | Active | 10 | 0 | 0 | 0 | 0.00% | 10 | | 9 | | 7 | | P,M,VP,SC | 1 | | |
| 5712 | SOUTHAMPTON - WARMINSTER AREA | 03/15/1961 | Active(1) | 20 | 0 | 0 | 0 | 0.00% | 20 | | 7 | | 10 | | M,VP,SC | 24+ | | |
| 5714 | SPRINGFIELD | 03/23/1948 | Active | 60 | 5 | 5 | 0 | 0.00% | 61 | 25 | 0 | | | | M,VP,SC | 24+ | | |



Club Health Assessment for District 14 A through January 2025

| Club Number | Club Name | Charter Date | Status | Membership | | | | | | | Reports | | | | | Finance | LCIF |
|-------------|-----------------------------|--------------|---|-----------------------------|-------------------|---------------------|----------------|---|----------------------------|--------------------------------|----------------------------------|------------------------------------|------------------------|---|---------------------------------------|-----------------|-----------------------------------|
| | | | | Current Member Count | YTD Members Added | YTD Members Dropped | YTD Net Growth | YTD Net Growth% | Member Count 12 Months Ago | Avg. length of service members | Months Since Last MMR *** | Yrs. Since Last Officer Report | President Rotation | Vice President Reported **** | Months Since Last Activity Report *** | Account Balance | Donations for current Fiscal Year |
| | | | Number of times on status quo within last two years | If below 15 members appears | | | | If net loss is greater than 20% appears | | | If no report in 3 months appears | When more than one year appears in | Number of repeat terms | Notes the officers that do not have an active | If no report at 12 months red | | |
| 5715 | SPRINGFIELD TOWNSHIP | 02/18/1946 | Active(1) | 26 | 0 | 2 | -2 | -7.14% | 26 | 11 | 0 | | | P,M,VP,SC | 4 | | \$2,000.00 |
| | Exc Award (06/30/2024) | | | | | | | | | | | | | | | | |
| 5716 | SWARTHMORE | 05/09/1951 | Active | 20 | 0 | 0 | 0 | 0.00% | 20 | | 8 | | 7 | M,VP,SC | 24+ | | |
| 5718 | TRUMBAUERSVILLE | 11/21/1946 | Active | 25 | 0 | 3 | -3 | -10.71% | 28 | 27 | 5 | | 6 | R M,VP,SC | 24+ | | |
| 6468 | UPPER PERKIOMEN VALLEY | 09/29/1943 | Active | 29 | 2 | 0 | 2 | 7.41% | 31 | | 1 | | 2 | VP,SC | 16 | | |
| | Exc Award (06/30/2018) | | | | | | | | | | | | | | | | |
| 5721 | WARRINGTON TWSP | 10/20/1941 | Active | 29 | 1 | 2 | -1 | -3.33% | 31 | 21 | 1 | | 4 | R VP,SC | 24+ | | \$1,000.00 |
| 31998 | WESTERN DELAWARE VALLEY L C | 04/07/1976 | Active | 50 | 0 | 1 | -1 | -1.96% | 49 | 1 | 3 | | | N M,SC | 24+ | | |
| 6485 | WHITEMARSH | 01/30/1950 | Active | 12 | 0 | 0 | 0 | 0.00% | 12 | | 7 | | | VP,SC | 24+ | | |
| 6487 | WILLOW GROVE | 02/09/1950 | Active | 15 | 0 | 0 | 0 | 0.00% | 14 | | 0 | | | N SC | 24+ | | |
| 121760 | Yardley-Makefield | 04/01/2014 | Active | 32 | 2 | 3 | -1 | -3.03% | 31 | 7 | 1 | | | R SC | 24+ | | |

Clubs Cancelled Previous Fiscal Year – Clubs Cancelled within last 12 months may be reinstated

| Club Number | Club Name | Charter Date | Current Status* | Cancellation Date |
|-------------|----------------------|--------------|-----------------|-------------------|
| 5674 | MARPLE NEWTOWN | 04/26/1948 | Cancelled(8*) | 06/29/2024 |
| 33207 | MONTCO | 01/06/1977 | Cancelled(8*) | 06/29/2024 |
| 102372 | PHILADELPHIA CHINESE | 06/10/2008 | Cancelled(6*) | 07/29/2023 |

| Current Total Clubs Count | YTD New Clubs Count | YTD Cancelled Clubs Count | YTD Net Club Gain | Current Total Members Count | YTD Add | YTD Drop | YTD Net Growth | YTD Net Growth % | Member Count 12 Months Ago | Average Member Count Per Club | % of Clubs with less than 20 members | % No MMR in 3 Months | % No Officer Report in 12 Months | % of Clubs with balance 90+ days | Number of Clubs in Status Quo | % Status Quo Clubs in Financial Suspension | Number of Cancelled Clubs | Average Cancelled Club Age | Members Lost Due to Cancellation | % of Clubs Cancelled for Non-Financial Reasons |
|---------------------------|---------------------|---------------------------|-------------------|-----------------------------|---------|----------|----------------|------------------|----------------------------|-------------------------------|--------------------------------------|----------------------|----------------------------------|----------------------------------|-------------------------------|--|---------------------------|----------------------------|----------------------------------|--|
| 51 | 0 | 0 | 0 | 1,240 | 60 | 76 | -16 | -1.27% | 1,266 | 24 | 47% | 45% | 2% | 2% | 0 | 0% | 0 | 0 | 0 | 0% |

* - P - Priority Club. Cancellation Reasons: 1-Objectives/conduct, 2-Non-active club, 5-Non-existing club, 6-Disbanding, 7-Merger, 8-Financial Suspension, 9-District/Multiple District Dues.

** - Abbreviation: P-President, S-Secretary, T-Treasurer, M-Member Chairperson, VP-First Vice President, MC-Communications Chairperson, SC-Service Chairperson

*** - Abbreviation: N/R - Never reported using the Lions Clubs website, N/A - Not applicable, No password registered for the Lions Clubs website.

**** - Abbreviation: N - New, IP - Immediate Past, R - Repeat.



Club Health Assessment for District 14 B through January 2025

| Club Number | Club Name | Charter Date | Status | Membership | | | | | | | Reports | | | | | Finance | LCIF |
|--------------------------------------|--------------------------------|--------------|---|-----------------------------|-------------------|---------------------|----------------|---|----------------------------|--|-------------------------------------|------------------------------------|------------------------|---|---------------------------------------|-----------------|-----------------------------------|
| | | | | Current Member Count | YTD Members Added | YTD Members Dropped | YTD Net Growth | YTD Net Growth% | Member Count 12 Months Ago | Avg. length of service for dropped members | Months Since Last MMR *** | Yrs. Since Last Officer Report | President Rotation | Vice President Reported **** | Months Since Last Activity Report *** | Account Balance | Donations for current Fiscal Year |
| | | | Number of times on status quo within last two years | If below 15 members appears | | | | If net loss is greater than 20% appears | | | If no report in 3 months appears in | When more than one year appears in | Number of repeat terms | Notes the officers that do not have an active | If no report at 12 months red | | |
| Clubs more than two years old | | | | | | | | | | | | | | | | | |
| 5725 | BETHEL PARK | 12/09/1942 | Active | 61 | 0 | 2 | -2 | -3.17% | 63 | 1 | 1 | | | N | P,M,VP,SC | 7 | \$1,500.00 |
| | Exc Award (06/30/2023) | | | | | | | | | | | | | | | | |
| 38566 | BLMF LAWRENCEVLE AREA L C | 06/03/1980 | Cancelled(8*) | 0 | 0 | 14 | -14 | -100.00% | 13 | 17 | 1 | | None | | P,S,T,M,VP SC | 18 | \$200.00 |
| 129297 | Bridgeville Greater Area | 11/11/2016 | Active | 13 | 1 | 0 | 1 | 8.33% | 16 | | 4 | | | | M,VP,SC | 0 | \$100.00 |
| 5731 | CENTRAL ELIZABETH TOWNSHIP | 03/01/1962 | Active | 11 | 0 | 0 | 0 | 0.00% | 13 | | 10 | | 4 | | T,M,VP,SC | 24+ | |
| 5732 | CHESWICK SPRINGDALE | 02/10/1945 | Active | 15 | 0 | 4 | -4 | -21.05% | 20 | 3 | 2 | | 8 | | M,VP,SC | 0 | |
| 5733 | CLAIRTON | 04/18/1922 | Active(1) | 39 | 0 | 1 | -1 | -2.50% | 40 | 46 | 1 | | 2 | | M,VP,SC | 10 | \$50.00 |
| 5736 | ELFINWILD | 12/14/1949 | Active | 19 | 3 | 3 | 0 | 0.00% | 20 | 10 | 0 | | | N | M,VP,SC | 1 | |
| 5744 | HOMESTEAD DISTRICT | 10/30/1947 | Cancelled(6*) | 0 | 0 | 29 | -29 | -100.00% | 33 | 19 | 1 | | None | | P,S,T,M,VP SC | 24+ | |
| 5751 | MCKEESPORT | 02/27/1922 | Active | 32 | 4 | 3 | 1 | 3.23% | 35 | 8 | 0 | | 2 | R | | 0 | \$550.00 |
| | Exc Award (06/30/2022) | | | | | | | | | | | | | | | | |
| 111378 | MON RIVER FLEET | 06/17/2011 | Active | 27 | 2 | 1 | 1 | 3.85% | 34 | 3 | 4 | | 2 | R | M | 1 | |
| 5753 | MONROEVILLE | 10/02/1952 | Active | 26 | 1 | 0 | 1 | 4.00% | 26 | | 2 | | | N | SC | 0 | \$280.00 |
| 5754 | MT. LEBANON | 03/06/1929 | Active | 29 | 1 | 0 | 1 | 3.57% | 27 | | 6 | | | N | SC | 7 | \$1,000.00 |
| 5750 | NORTHERN ALLEGHENY | 03/21/1950 | Active | 10 | 0 | 0 | 0 | 0.00% | 10 | | 4 | | 13 | | M,VP,SC | 1 | |
| 5757 | OAKMONT | 04/05/1940 | Active | 40 | 2 | 5 | -3 | -6.98% | 43 | 15 | 1 | | | N | M,SC | 0 | \$400.00 |
| 37032 | PITCAIRN | 05/09/1979 | Active | 11 | 1 | 2 | -1 | -8.33% | 13 | 29 | 1 | | 4 | | M,VP,SC | 16 | |
| 52968 | PITTSBURG SHADYSIDE-SQUIR HILL | 04/27/1992 | Active | 10 | 0 | 0 | 0 | 0.00% | 10 | | 11 | | 14 | | M,VP,SC | 13 | |
| 5760 | PITTSBURGH | 11/27/1920 | Active(1) | 6 | 2 | 0 | 2 | 50.00% | 4 | | 1 | | 8 | | M,VP,SC | 14 | |
| 46273 | PITTSBURGH BRENTWOOD | 06/12/1986 | Active | 12 | 0 | 0 | 0 | 0.00% | 12 | | 13 | | | N | M,VP,SC | 1 | |
| 56175 | PITTSBURGH DEAF BLIND | 10/24/1994 | Active | 12 | 0 | 1 | -1 | -7.69% | 13 | 24 | 1 | | 3 | | M,VP,SC | 4 | |
| 5765 | PITTSBURGH GRANDVIEW | 12/08/1948 | Active | 14 | 0 | 0 | 0 | 0.00% | 14 | | 6 | | | N | P,SC | 9 | |
| 45401 | PITTSBURGH HILLTOP | 10/07/1985 | Active | 16 | 0 | 0 | 0 | 0.00% | 15 | | 5 | | 4 | | M,VP,SC | 11 | |
| 5767 | PITTSBURGH NORTH SIDE | 05/27/1935 | Cancelled(8*) | 0 | 0 | 6 | -6 | -100.00% | 6 | 20 | 1 | | None | | P,S,T,M,VP SC | 24+ | \$90+ Days |



Club Health Assessment for District 14 B through January 2025

| Club Number | Club Name | Charter Date | Status | Membership | | | | | | | Reports | | | | | Finance | LCIF |
|-------------|---------------------|--------------|---|-----------------------------|-------------------|---------------------|----------------|---|----------------------------|--|-------------------------------------|------------------------------------|------------------------|---|--|-----------------|-----------------------------------|
| | | | | Current Member Count | YTD Members Added | YTD Members Dropped | YTD Net Growth | YTD Net Growth% | Member Count 12 Months Ago | Avg. length of service for dropped members | Months Since Last MMR *** | Yrs. Since Last Officer Report | President Rotation | Vice President Reported **** | Months Since Last Activity Report *** | Account Balance | Donations for current Fiscal Year |
| | | | Number of times on status quo within last two years | If below 15 members appears | | | | If net loss is greater than 20% appears | | | If no report in 3 months appears in | When more than one year appears in | Number of repeat terms | Notes the officers that do not have an active | If no report at 12 months appears in red | | |
| 5773 | PLEASANT HILLS | 12/18/1940 | Active | 21 | 2 | 3 | -1 | -4.55% | 20 | 28 | 1 | | | N | 0 | | \$50.00 |
| 5775 | ROBINSON | 10/10/1955 | Active(1) | 18 | 0 | 3 | -3 | -14.29% | 21 | 11 | 1 | | 2 | R | M,SC | 5 | |
| 5748 | SOUTH PARK L C | 05/18/1960 | Active | 24 | 1 | 1 | 0 | 0.00% | 19 | 42 | 4 | | 10 | | M,VP,SC | 3 | \$500.00 |
| 5752 | STO-KEN-ROX | 06/23/1937 | Active | 12 | 0 | 0 | 0 | 0.00% | 12 | | 5 | | 12 | R | P,M,VP,SC | 8 | |
| 5777 | TARENTUM AREA | 03/23/1939 | Active | 22 | 2 | 0 | 2 | 10.00% | 20 | | 4 | | 3 | | M,VP,SC | 1 | |
| 5782 | WEST MIFFLIN | 09/14/1953 | Active | 29 | 0 | 0 | 0 | 0.00% | 31 | | 2 | | 3 | | M,VP,SC | 4 | |
| 5785 | WHITE OAK | 03/20/1950 | Active | 30 | 0 | 0 | 0 | 0.00% | 31 | | 7 | | 3 | R | SC | 1 | \$50.00 |
| 5784 | WHITEHALL COMMUNITY | 03/11/1949 | Active | 19 | 0 | 2 | -2 | -9.52% | 21 | 8 | 1 | | 2 | N | M | 0 | \$200.00 |

Clubs Cancelled Previous Fiscal Year – Clubs Cancelled within last 12 months may be reinstated

| Club Number | Club Name | Charter Date | Current Status* | Cancellation Date |
|-------------|--------------------------|--------------|-----------------|-------------------|
| 118256 | UNIVERSITY OF PITTSBURGH | 11/16/2012 | Cancelled(6*) | 06/29/2024 |

| Current Total Clubs Count | YTD New Clubs Count | YTD Cancelled Clubs Count | YTD Net Club Gain | Current Total Members Count | YTD Add | YTD Drop | YTD Net Growth | YTD Net Growth % | Member Count 12 Months Ago | Average Member Count Per Club | % of Clubs with less than 20 members | % No MMR in 3 Months | % No Officer Report in 12 Months | % of Clubs with balance 90+ days | Number of Clubs in Status Quo | % Status Quo Clubs in Financial Suspension | Number of Cancelled Clubs | Average Cancelled Club Age | Members Lost Due to Cancellation | % of Clubs Cancelled for Non-Financial Reasons |
|---------------------------|---------------------|---------------------------|-------------------|-----------------------------|---------|----------|----------------|------------------|----------------------------|-------------------------------|--------------------------------------|----------------------|----------------------------------|----------------------------------|-------------------------------|--|---------------------------|----------------------------|----------------------------------|--|
| 27 | 0 | 3 | -3 | 578 | 22 | 80 | -58 | -9.12% | 655 | 21 | 56% | 48% | 0% | 4% | 0 | 0% | 3 | 74 | 49 | 33% |

* - P - Priority Club. Cancellation Reasons: 1-Objectives/conduct, 2-Non-active club, 5-Non-existing club, 6-Disbanding, 7-Merger, 8-Financial Suspension, 9-District/Multiple District Dues.

** - Abbreviation: P-President, S-Secretary, T-Treasurer, M-Member Chairperson, VP-First Vice President, MC-Communications Chairperson, SC-Service Chairperson

*** - Abbreviation: N/R - Never reported using the Lions Clubs website, N/A - Not applicable, No password registered for the Lions Clubs website.

**** - Abbreviation: N - New, IP - Immediate Past, R - Repeat.



Club Health Assessment for District 14 C through January 2025

| | | | Status | Membership | | | | | | | Reports | | | | | Finance | | LCIF |
|--|-------------------------------|--------------|---|-----------------------------|-------------------|---------------------|----------------|-----------------|---|--|---------------------------|-------------------------------------|------------------------------------|------------------------------|---|--|-----------------------------------|------|
| Club Number | Club Name | Charter Date | | Current Member Count | YTD Members Added | YTD Members Dropped | YTD Net Growth | YTD Net Growth% | Member Count 12 Months Ago | Avg. length of service for dropped members | Months Since Last MMR *** | Yrs. Since Last Officer Report | President Rotation | Vice President Reported **** | Months Since Last Activity Report *** | Account Balance | Donations for current Fiscal Year | |
| | | | Number of times on status quo within last two years | If below 15 members appears | | | | | If net loss is greater than 20% appears | | | If no report in 3 months appears in | When more than one year appears in | Number of repeat terms | Notes the officers that do not have an active | If no report at 12 months appears in red | | |
| Clubs more than two years old | | | | | | | | | | | | | | | | | | |
| 5789 | ARENDSVILLE | 06/13/1973 | Active | 27 | 5 | 1 | 4 | 17.39% | 25 | 21 | 2 | | | N | M,SC | 0 | \$175.00 | |
| Exc Award (06/30/2023) | | | | | | | | | | | | | | | | | | |
| 5791 | BOILING SPRINGS | 05/23/1947 | Active | 36 | 7 | 2 | 5 | 16.13% | 29 | 6 | 0 | | 2 | N | SC | 0 | \$2,540.00 | |
| Exc Award (06/30/2022, 06/30/2024) | | | | | | | | | | | | | | | | | | |
| 5792 | BROGUE COMMUNITY | 03/05/1959 | Active | 18 | 0 | 1 | -1 | -5.26% | 19 | 47 | 0 | | | N | M,SC | 1 | \$250.00 | |
| Exc Award (06/30/2023, 06/30/2024) | | | | | | | | | | | | | | | | | | |
| 5793 | CAMP HILL | 11/24/1952 | Active | 34 | 1 | 0 | 1 | 3.03% | 33 | | 0 | | | N | SC | 2 | \$200.00 | |
| Exc Award (06/30/2023) | | | | | | | | | | | | | | | | | | |
| 5794 | CARLISLE | 02/16/1933 | Active | 19 | 1 | 1 | 0 | 0.00% | 20 | 1 | 1 | | 2 | N | | 0 | \$3,450.00 | |
| Exc Award (06/30/2021, 06/30/2022, 06/30/2024) | | | | | | | | | | | | | | | | | | |
| 5795 | CASHTOWN COMMUNITY | 12/08/1959 | Active | 16 | 0 | 0 | 0 | 0.00% | 17 | | 11 | | 10 | | T,M,VP,SC | 5 | | |
| 5796 | DALLASTOWN | 11/17/1933 | Active | 21 | 0 | 0 | 0 | 0.00% | 21 | | 12 | | 2 | R | T | 7 | \$50.00 | |
| Exc Award (06/30/2018) | | | | | | | | | | | | | | | | | | |
| 5797 | DILLSBURG | 11/05/1931 | Active | 40 | 0 | 0 | 0 | 0.00% | 42 | | 5 | | | N | M,SC | 3 | \$50.00 | |
| Exc Award (06/30/2023) | | | | | | | | | | | | | | | | | | |
| 5798 | DOVER | 05/08/1939 | Active | 40 | 0 | 3 | -3 | -6.98% | 43 | 23 | 2 | | | N | M | 7 | \$90.00 | |
| Exc Award (06/30/2023) | | | | | | | | | | | | | | | | | | |
| 5799 | EAST BERLIN | 08/27/1957 | Active | 20 | 0 | 2 | -2 | -9.09% | 22 | 41 | 0 | | 5 | R | M,SC | 0 | | |
| 5807 | EAST PENNSBORO | 02/26/1946 | Active | 10 | 0 | 1 | -1 | -9.09% | 11 | 30 | 0 | | 5 | | M,VP,SC | 23 | | |
| 5800 | EAST PROSPECT | 04/23/1952 | Active | 15 | 0 | 0 | 0 | 0.00% | 15 | | 17 | | | N | M,SC | 2 | \$500.00 | |
| Exc Award (06/30/2023) | | | | | | | | | | | | | | | | | | |
| 5802 | FAIRFIELD | 06/25/1945 | Active | 20 | 5 | 4 | 1 | 5.26% | 19 | 16 | 0 | | 3 | R | P,T,M,SC | 1 | | |
| 5804 | GETTYSBURG | 01/23/1924 | Active | 9 | 1 | 0 | 1 | 12.50% | 8 | | 5 | | | N | M,SC | 1 | \$350.00 | |
| 5809 | HANOVER | 08/12/1932 | Active | 46 | 18 | 3 | 15 | 48.39% | 37 | 12 | 0 | | | N | M,SC | 0 | | |
| Exc Award (06/30/2023) | | | | | | | | | | | | | | | | | | |
| 46395 | HANOVER WEST MANHEIM TOWNSHIP | 06/30/1986 | Active | 10 | 0 | 2 | -2 | -16.67% | 12 | 16 | 3 | | None | N | P,T,M,SC | 0 | | |
| 5811 | JACKSONVILLE | 11/16/1960 | Active | 14 | 0 | 0 | 0 | 0.00% | 15 | | 5 | | | N | M,SC | 0 | \$1,000.00 | |



Club Health Assessment for District 14 C through January 2025

| | | | Status | Membership | | | | | | | Reports | | | | | Finance | LCIF | |
|--|-------------------------|--------------|---|-----------------------------|-------------------|---------------------|----------------|-----------------|---|--|---------------------------|-------------------------------------|------------------------------------|------------------------------|---|--|-----------------------------------|--|
| Club Number | Club Name | Charter Date | | Current Member Count | YTD Members Added | YTD Members Dropped | YTD Net Growth | YTD Net Growth% | Member Count 12 Months Ago | Avg. length of service for dropped members | Months Since Last MMR *** | Yrs. Since Last Officer Report | President Rotation | Vice President Reported **** | Months Since Last Activity Report *** | Account Balance | Donations for current Fiscal Year | |
| | | | Number of times on status quo within last two years | If below 15 members appears | | | | | If net loss is greater than 20% appears | | | If no report in 3 months appears in | When more than one year appears in | Number of repeat terms | Notes the officers that do not have an active | If no report at 12 months appears in red | | |
| Exc Award (06/30/2018, 06/30/2022) | | | | | | | | | | | | | | | | | | |
| 5812 | JACOBUS | 02/28/1952 | Active | 48 | 3 | 1 | 2 | 4.35% | 46 | 25 | 2 | | | N | 0 | | \$70.00 | |
| Exc Award (06/30/2022) | | | | | | | | | | | | | | | | | | |
| 146517 | Jacobus Area Lioness | 06/09/2021 | Active | 43 | 0 | 0 | 0 | 0.00% | 43 | | 8 | | | R | SC | 1 | | |
| Exc Award (06/30/2022, 06/30/2024) | | | | | | | | | | | | | | | | | | |
| 5813 | JEFFERSON COMMUNITY L C | 02/11/1965 | Active | 21 | 0 | 1 | -1 | -4.55% | 22 | 31 | 2 | | | N | SC | 17 | | |
| 5814 | KREUTZ CREEK VALLEY | 04/24/1942 | Active | 13 | 0 | 0 | 0 | 0.00% | 13 | | 18 | | None | | P,T,M,VP,SC | 10 | | |
| Exc Award (06/30/2023) | | | | | | | | | | | | | | | | | | |
| 5817 | LITTLESTOWN | 09/28/1939 | Active | 9 | 0 | 0 | 0 | 0.00% | 11 | | 7 | | 16 | | P,T,M,VP,SC | 10 | | |
| 5820 | MASON + DIXON | 10/16/1930 | Active | 13 | 0 | 0 | 0 | 0.00% | 15 | | 7 | | None | R | P,M,SC | 5 | | |
| 5821 | MECHANICSBURG | 10/05/1949 | Active | 86 | 6 | 2 | 4 | 4.88% | 79 | 1 | 1 | | | N | | 0 | \$640.00 | |
| Exc Award (06/30/2018, 06/30/2021, 06/30/2022) | | | | | | | | | | | | | | | | | | |
| 5822 | MOUNT HOLLY SPRINGS | 03/19/1946 | Active | 21 | 0 | 0 | 0 | 0.00% | 21 | | 7 | | | N | M,SC | 0 | | |
| 150825 | New Cumberland Area | 05/19/2022 | Active | 11 | 0 | 0 | 0 | 0.00% | 12 | | 8 | | None | | P,T,M,VP,SC | 1 | \$100.00 | |
| 5825 | NEW FREEDOM | 09/28/1933 | Active | 46 | 6 | 3 | 3 | 6.98% | 40 | 4 | 0 | | | N | SC | 0 | \$2,963.23 | |
| Exc Award (06/30/2018, 06/30/2020, 06/30/2022) | | | | | | | | | | | | | | | | | | |
| 5826 | NEW OXFORD | 03/16/1939 | Cancelled(6*) | 0 | 1 | 17 | -16 | -100.00% | 16 | 18 | 1 | | None | | P,S,T,M,VP,SC | 2 | | |
| Exc Award (06/30/2023, 06/30/2024) | | | | | | | | | | | | | | | | | | |
| 5827 | NEWVILLE | 05/09/1947 | Active | 30 | 4 | 2 | 2 | 7.14% | 31 | 42 | 0 | | | IP | SC | 2 | \$575.00 | |
| Exc Award (06/30/2018) | | | | | | | | | | | | | | | | | | |
| 5829 | PINCHOT PARK | 10/14/1959 | Active | 10 | 0 | 5 | -5 | -33.33% | 13 | 14 | 1 | | | | T,M,VP,SC | 18 | | |
| Exc Award (06/30/2023) | | | | | | | | | | | | | | | | | | |
| 5830 | PLAINFIELD | 01/05/1959 | Active | 20 | 0 | 3 | -3 | -13.04% | 25 | 14 | 2 | | | N | M | 0 | | |
| Exc Award (06/30/2023, 06/30/2024) | | | | | | | | | | | | | | | | | | |
| 5831 | RED LION | 01/02/1924 | Active | 26 | 0 | 0 | 0 | 0.00% | 26 | | 3 | | 2 | R | SC | 0 | | |
| Exc Award (06/30/2024) | | | | | | | | | | | | | | | | | | |
| 5833 | SHILOH | 12/12/1951 | Active | 40 | 2 | 0 | 2 | 5.26% | 29 | | 0 | | 2 | | P,T,M,VP,SC | 0 | \$900.00 | |
| 5834 | SHIPPENSBURG | 10/18/1932 | Active | 36 | 0 | 1 | -1 | -2.70% | 37 | 1 | 3 | | 2 | R | | 9 | \$1,010.00 | |



Club Health Assessment for District 14 C through January 2025

| | | | Status | Membership | | | | | | | Reports | | | | | Finance | | LCIF |
|--|----------------------------|--------------|---|-----------------------------|-------------------|---------------------|----------------|---|----------------------------|--|-------------------------------------|------------------------------------|------------------------|---|--|-----------------|-----------------------------------|------|
| Club Number | Club Name | Charter Date | | Current Member Count | YTD Members Added | YTD Members Dropped | YTD Net Growth | YTD Net Growth% | Member Count 12 Months Ago | Avg. length of service for dropped members | Months Since Last MMR *** | Yrs. Since Last Officer Report | President Rotation | Vice President Reported **** | Months Since Last Activity Report *** | Account Balance | Donations for current Fiscal Year | |
| | | | Number of times on status quo within last two years | If below 15 members appears | | | | If net loss is greater than 20% appears | | | If no report in 3 months appears in | When more than one year appears in | Number of repeat terms | Notes the officers that do not have an active | If no report at 12 months appears in red | | | |
| Exc Award (06/30/2023) | | | | | | | | | | | | | | | | | | |
| 132697 | Shrewsbury Area Centennial | 10/04/2017 | Active | 23 | 3 | 0 | 3 | 15.00% | 18 | | 1 | | 4 | R VP,SC | 9 | | | |
| Exc Award (06/30/2021, 06/30/2022) | | | | | | | | | | | | | | | | | | |
| 5838 | SPRING GROVE | 01/13/1933 | Active | 27 | 0 | 0 | 0 | 0.00% | 29 | | 7 | | | N P | 13 | | | |
| 5839 | STEWARTSTOWN | 12/16/1932 | Active | 46 | 1 | 0 | 1 | 2.22% | 44 | | 1 | | | N SC | 12 | | \$1,900.00 | |
| Exc Award (06/30/2018, 06/30/2022, 06/30/20) | | | | | | | | | | | | | | | | | | |
| 5840 | SUSQUEHANNA | 10/12/1933 | Active | 59 | 3 | 0 | 3 | 5.36% | 54 | | 0 | | | N P,VP,SC | 5 | | \$825.00 | |
| Exc Award (06/30/2023) | | | | | | | | | | | | | | | | | | |
| 5841 | UPPER ADAMS COUNTY | 03/23/1939 | Active | 32 | 2 | 3 | -1 | -3.03% | 32 | 6 | 1 | | | N SC | 1 | | | |
| Exc Award (06/30/2024) | | | | | | | | | | | | | | | | | | |
| 5845 | WEST SHORE | 05/28/1941 | Active | 14 | 0 | 1 | -1 | -6.67% | 15 | 49 | 3 | | 4 | M,VP,SC | 3 | | | |
| 5846 | WINDSOR | 01/25/1954 | Active | 19 | 0 | 0 | 0 | 0.00% | 20 | | 10 | | None | P,T,M,VP,SC | 1 | | \$500.00 | |
| Exc Award (06/30/2018, 06/30/2019, 06/30/20) | | | | | | | | | | | | | | | | | | |
| 33520 | YORK NEW SALEM | 03/16/1977 | Active | 15 | 0 | 2 | -2 | -11.76% | 18 | 15 | 2 | | | N T,M,SC | 15 | | \$2,000.00 | |
| Exc Award (06/30/2023) | | | | | | | | | | | | | | | | | | |
| 5852 | YORK SPRINGS | 03/01/1939 | Active | 44 | 1 | 0 | 1 | 2.33% | 46 | | 0 | | 2 | N SC | 0 | | \$70.00 | |
| 108038 | YORK WHITE ROSE | 04/08/2010 | Active | 21 | 0 | 1 | -1 | -4.55% | 22 | 1 | 5 | | | N P | 0 | | \$100.00 | |
| Exc Award (06/30/2017, 06/30/2022, 06/30/20) | | | | | | | | | | | | | | | | | | |

Clubs Cancelled Previous Fiscal Year – Clubs Cancelled within last 12 months may be reinstated

| Club Number | Club Name | Charter Date | | Current Status* | | Cancellation Date | | | | | | | | | | | | | | |
|---------------------------|---------------------|---------------------------|-------------------|-----------------------------|---------|-------------------|----------------|------------------|----------------------------|-------------------------------|--------------------------------------|----------------------|----------------------------------|----------------------------------|-------------------------------|--|---------------------------|----------------------------|----------------------------------|--|
| 5842 | WEIGELSTOWN | 01/27/1955 | | Cancelled(6*) | | 06/29/2024 | | | | | | | | | | | | | | |
| Current Total Clubs Count | YTD New Clubs Count | YTD Cancelled Clubs Count | YTD Net Club Gain | Current Total Members Count | YTD Add | YTD Drop | YTD Net Growth | YTD Net Growth % | Member Count 12 Months Ago | Average Member Count Per Club | % of Clubs with less than 20 members | % No MMR in 3 Months | % No Officer Report in 12 Months | % of Clubs with balance 90+ days | Number of Clubs in Status Quo | % Status Quo Clubs in Financial Suspension | Number of Cancelled Clubs | Average Cancelled Club Age | Members Lost Due to Cancellation | % of Clubs Cancelled for Non-Financial Reasons |
| 43 | 0 | 1 | -1 | 1,168 | 70 | 62 | 8 | 0.69% | 1,165 | 27 | 37% | 44% | 0% | 0% | 0 | 0% | 1 | 155 | 17 | 100% |



Club Health Assessment for District 14 C through January 2025

| | | | Status | Membership | | | | | | Reports | | | | | Finance | LCIF | |
|-------------|-----------|--------------|---|-----------------------------|-------------------|---------------------|----------------|---|----------------------------|--|-------------------------------------|------------------------------------|------------------------|---|--|-----------------|-----------------------------------|
| Club Number | Club Name | Charter Date | | Current Member Count | YTD Members Added | YTD Members Dropped | YTD Net Growth | YTD Net Growth% | Member Count 12 Months Ago | Avg. length of service for dropped members | Months Since Last MMR *** | Yrs. Since Last Officer Report | President Rotation | Vice President Reported **** | Months Since Last Activity Report *** | Account Balance | Donations for current Fiscal Year |
| | | | Number of times on status quo within last two years | If below 15 members appears | | | | If net loss is greater than 20% appears | | | If no report in 3 months appears in | When more than one year appears in | Number of repeat terms | Notes the officers that do not have an active | If no report at 12 months appears in red | | |

* - P - Priority Club. Cancellation Reasons: 1-Objectives/conduct, 2-Non-active club, 5-Non-existing club, 6-Disbanding, 7-Merger, 8-Financial Suspension, 9-District/Multiple District Dues.

** - Abbreviation: P-President, S-Secretary, T-Treasurer, M-Member Chairperson, VP-First Vice President, MC-Communications Chairperson, SC-Service Chairperson

*** - Abbreviation: N/R - Never reported using the Lions Clubs website, N/A - Not applicable, No password registered for the Lions Clubs website.

**** - Abbreviation: N - New, IP - Immediate Past, R - Repeat.



Club Health Assessment for District 14 D through January 2025

| | | | Status | Membership | | | | | | | Reports | | | | | Finance | LCIF | |
|------------------------------------|-------------------------------|--------------|---|-----------------------------|-------------------|---------------------|----------------|-----------------|---|--|---------------------------|-------------------------------------|------------------------------------|------------------------------|---|--|-----------------------------------|------------|
| Club Number | Club Name | Charter Date | | Current Member Count | YTD Members Added | YTD Members Dropped | YTD Net Growth | YTD Net Growth% | Member Count 12 Months Ago | Avg. length of service for dropped members | Months Since Last MMR *** | Yrs. Since Last Officer Report | President Rotation | Vice President Reported **** | Months Since Last Activity Report *** | Account Balance | Donations for current Fiscal Year | |
| | | | Number of times on status quo within last two years | If below 15 members appears | | | | | If net loss is greater than 20% appears | | | If no report in 3 months appears in | When more than one year appears in | Number of repeat terms | Notes the officers that do not have an active | If no report at 12 months appears in red | | |
| Clubs more than two years old | | | | | | | | | | | | | | | | | | |
| 5856 | AKRON | 12/02/1938 | Active | 39 | 1 | 4 | -3 | -7.14% | 39 | 4 | 2 | | 2 | N | SC | 3 | | |
| 5857 | BAREVILLE LEOLA LEACO | 03/14/1927 | Active | 26 | 0 | 1 | -1 | -3.70% | 28 | 22 | 0 | | | N | SC | 14 | | |
| 5858 | BARON STIEGEL | 06/01/1943 | Active | 27 | 0 | 0 | 0 | 0.00% | 27 | | 7 | | | N | M,SC | 0 | | |
| 5862 | CHRISTIANA | 10/30/1941 | Active | 27 | 0 | 0 | 0 | 0.00% | 26 | | 5 | | | N | | 2 | | |
| 5864 | COLUMBIA | 04/15/1947 | Active | 53 | 4 | 4 | 0 | 0.00% | 50 | 4 | 0 | | 3 | R | | 2 | | |
| 38029 | CONOY L C | 02/04/1980 | Active | 37 | 1 | 2 | -1 | -2.63% | 40 | 7 | 1 | | | N | | 0 | | |
| 5866 | DENVER | 08/27/1926 | Active | 31 | 1 | 1 | 0 | 0.00% | 33 | 50 | 0 | | None | | P,M,VP,SC | 0 | | \$650.00 |
| Exc Award (06/30/2023) | | | | | | | | | | | | | | | | | | |
| 5867 | EAST COCALICO | 01/09/1944 | Active | 68 | 4 | 2 | 2 | 3.03% | 70 | 19 | 0 | | | N | SC | 0 | | |
| Exc Award (06/30/2018, 06/30/2021) | | | | | | | | | | | | | | | | | | |
| 5869 | EAST PETERSBURG - LANDISVILLE | 04/02/1957 | Active | 32 | 2 | 0 | 2 | 6.67% | 27 | | 4 | | | N | M,SC | 1 | | \$350.00 |
| Exc Award (06/30/2024) | | | | | | | | | | | | | | | | | | |
| 5870 | ELIZABETHTOWN | 01/14/1941 | Active | 37 | 0 | 3 | -3 | -7.50% | 38 | 42 | 6 | | 2 | N | M | 0 | | |
| 5871 | EPHRATA | 02/13/1925 | Active | 51 | 15 | 3 | 12 | 30.77% | 39 | 14 | 0 | | | N | | 0 | | \$700.00 |
| 5872 | FREDERICKSBURG | 04/24/1944 | Active | 10 | 0 | 0 | 0 | 0.00% | 12 | | 8 | 1 | None | | P,S,T,M,VP SC | 13 | | |
| 135234 | Gap Town Clock Centennial | 06/19/2018 | Active | 11 | 0 | 0 | 0 | 0.00% | 11 | | 8 | 1 | None | | P,S,T,M,VP SC | 8 | | |
| 5873 | GARDEN SPOT L C | 06/06/1972 | Active | 15 | 3 | 0 | 3 | 25.00% | 13 | | 0 | | 5 | R | SC | 1 | | |
| 141414 | Heidelberg Lioness | 04/13/2020 | Active | 14 | 0 | 0 | 0 | 0.00% | 13 | | 8 | | 2 | N | P,T,M,SC | 1 | | |
| 5875 | INTERCOURSE | 02/28/1973 | Active | 16 | 2 | 1 | 1 | 6.67% | 16 | 18 | 6 | 1 | None | | P,S,T,M,VP SC | 10 | | |
| 5876 | JONESTOWN | 11/04/1942 | Active | 10 | 1 | 0 | 1 | 11.11% | 9 | | 3 | | 3 | R | M,SC | 0 | | |
| 5877 | LAFAYETTE | 03/12/1947 | Active | 6 | 0 | 0 | 0 | 0.00% | 6 | | 10 | 1 | None | | P,S,T,M,VP SC | 0 | | |
| 5878 | LANCASTER | 03/01/1923 | Active | 36 | 2 | 4 | -2 | -5.26% | 30 | 13 | 2 | | | IP | | 1 | | \$100.00 |
| Exc Award (06/30/2023) | | | | | | | | | | | | | | | | | | |
| 149726 | Lancaster Historic | 02/14/2022 | Active | 15 | 0 | 0 | 0 | 0.00% | 16 | | 10 | 1 | None | | P,S,T,M,VP SC | 24+ | | |
| 5880 | LEBANON | 05/27/1924 | Active | 47 | 2 | 2 | 0 | 0.00% | 49 | 15 | 0 | | | N | M,SC | 5 | | \$1,000.00 |



Club Health Assessment for District 14 D through January 2025

| | | | Status | Membership | | | | | | | Reports | | | | | Finance | | LCIF |
|---|----------------------|--------------|---|-----------------------------|-------------------|---------------------|----------------|---|----------------------------|--|-------------------------------------|------------------------------------|------------------------|---|--|-----------------|-----------------------------------|------|
| Club Number | Club Name | Charter Date | | Current Member Count | YTD Members Added | YTD Members Dropped | YTD Net Growth | YTD Net Growth% | Member Count 12 Months Ago | Avg. length of service for dropped members | Months Since Last MMR *** | Yrs. Since Last Officer Report | President Rotation | Vice President Reported **** | Months Since Last Activity Report *** | Account Balance | Donations for current Fiscal Year | |
| | | | Number of times on status quo within last two years | If below 15 members appears | | | | If net loss is greater than 20% appears | | | If no report in 3 months appears in | When more than one year appears in | Number of repeat terms | Notes the officers that do not have an active | If no report at 12 months appears in red | | | |
| 5881 | LITITZ | 01/16/1941 | Active | 53 | 2 | 5 | -3 | -5.36% | 52 | 8 | 0 | | | VP | 0 | | \$125.00 | |
| 5882 | MANHEIM | 11/04/1925 | Active | 28 | 0 | 0 | 0 | 0.00% | 28 | | 4 | | | N | 11 | | \$1,000.00 | |
| 5883 | MANHEIM TOWNSHIP | 04/01/1957 | Active | 15 | 0 | 1 | -1 | -6.25% | 16 | 1 | 0 | | 2 | N | M | 0 | \$250.00 | |
| 5885 | MARIETTA | 03/14/1932 | Active | 16 | 1 | 0 | 1 | 6.67% | 16 | | 0 | | | N | M,SC | 2 | | |
| 5886 | MILLERSVILLE | 03/16/1932 | Active | 65 | 32 | 24 | 8 | 14.04% | 57 | 0 | 0 | | | VP | 0 | | \$250.00 | |
| Exc Award (06/30/2022, 06/30/2023, 06/30/20 | | | | | | | | | | | | | | | | | | |
| 139591 | Millersville Lioness | 08/13/2019 | Active | 21 | 1 | 3 | -2 | -8.70% | 24 | 3 | 1 | | 6 | N | | 0 | | |
| 5887 | MOUNT JOY | 04/03/1945 | Active | 32 | 3 | 4 | -1 | -3.03% | 37 | 12 | 0 | | None | N | P,M,SC | 2 | \$425.00 | |
| Exc Award (06/30/2022, 06/30/2023) | | | | | | | | | | | | | | | | | | |
| 5888 | MOUNTVILLE | 04/15/1947 | Active | 37 | 0 | 0 | 0 | 0.00% | 38 | | 7 | | | N | SC | 0 | | |
| Exc Award (06/30/2017, 06/30/2018, 06/30/20 | | | | | | | | | | | | | | | | | | |
| 5889 | MYERSTOWN | 10/30/1950 | Active | 16 | 0 | 1 | -1 | -5.88% | 18 | 21 | 1 | | 2 | R | M,SC | 1 | | |
| 5890 | NEW HOLLAND | 05/26/1925 | Active | 18 | 0 | 1 | -1 | -5.26% | 18 | 1 | 4 | | 2 | N | M | 15 | \$1,000.00 | |
| 5894 | PALMYRA AREA | 01/12/1938 | Active | 16 | 0 | 7 | -7 | -30.43% | 23 | 4 | 0 | | | R | M,SC | 0 | | |
| Exc Award (06/30/2021) | | | | | | | | | | | | | | | | | | |
| 5895 | PARADISE TOWNSHIP | 02/27/1928 | Active | 24 | 0 | 0 | 0 | 0.00% | 26 | | 8 | | 2 | N | | 1 | | |
| 5896 | QUARRYVILLE | 09/09/1926 | Active | 38 | 3 | 2 | 1 | 2.70% | 38 | 3 | 1 | | | N | T,M | 3 | \$200.00 | |
| 37920 | SCHOENECK AREA L C | 01/24/1980 | Active | 5 | 0 | 1 | -1 | -16.67% | 6 | 19 | 5 | | 2 | R | M,SC | 13 | | |
| 5901 | SOUTH LEBANON | 03/20/1950 | Active | 12 | 0 | 0 | 0 | 0.00% | 12 | | 14 | 1 | None | | P,S,T,M,VP SC | 24+ | | |
| 5902 | STRASBURG | 03/22/1932 | Active | 43 | 0 | 1 | -1 | -2.27% | 44 | 1 | 0 | | | N | SC | 0 | \$700.00 | |
| 5905 | WAKEFIELD | 04/28/1972 | Active | 67 | 0 | 0 | 0 | 0.00% | 64 | | 0 | | | N | SC | 0 | | |
| 5908 | WEST EARL | 05/26/1939 | Active | 29 | 7 | 1 | 6 | 26.09% | 23 | 43 | 3 | | | N | | 6 | \$1,050.00 | |
| 5911 | WILLOW STREET | 11/25/1946 | Active | 24 | 0 | 9 | -9 | -27.27% | 34 | 24 | 1 | | | N | M | 0 | \$1,035.00 | |
| Exc Award (06/30/2022) | | | | | | | | | | | | | | | | | | |
| 122260 | Wilshire Hills | 05/19/2014 | Active | 8 | 0 | 1 | -1 | -11.11% | 9 | 2 | 1 | | 4 | | M,VP,SC | 12 | | |
| Exc Award (06/30/2018) | | | | | | | | | | | | | | | | | | |



Club Health Assessment for District 14 D through January 2025

| | | | | Status | | Membership | | | | | | | | Reports | | | | Finance | | LCIF |
|---------------------------|---------------------|---------------------------|----------------------|---|-----------------------------|-------------------|---------------------|---|----------------------------|-------------------------------|--|---------------------------|------------------------------------|----------------------------------|---|--|---------------------------|-----------------------------------|----------------------------------|--|
| Club Number | Club Name | Charter Date | Current Member Count | | | YTD Members Added | YTD Members Dropped | YTD Net Growth | YTD Net Growth% | Member Count 12 Months Ago | Avg. length of service for dropped members | Months Since Last MMR *** | Yrs. Since Last Officer Report | President Rotation | Vice President Reported **** | Months Since Last Activity Report *** | Account Balance | Donations for current Fiscal Year | | |
| | | | | Number of times on status quo within last two years | If below 15 members appears | | | If net loss is greater than 20% appears | | | If no report in 3 months appears in | | When more than one year appears in | Number of repeat terms | Notes the officers that do not have an active | If no report at 12 months appears in red | | | | |
| Current Total Clubs Count | YTD New Clubs Count | YTD Cancelled Clubs Count | YTD Net Club Gain | Current Total Members Count | YTD Add | YTD Drop | YTD Net Growth | YTD Net Growth % | Member Count 12 Months Ago | Average Member Count Per Club | % of Clubs with less than 20 members | % No MMR in 3 Months | % No Officer Report in 12 Months | % of Clubs with balance 90+ days | Number of Clubs in Status Quo | % Status Quo Clubs in Financial Suspension | Number of Cancelled Clubs | Average Cancelled Club Age | Members Lost Due to Cancellation | % of Clubs Cancelled for Non-Financial Reasons |
| 41 | 0 | 0 | 0 | 1,175 | 87 | 88 | -1 | -0.09% | 1,175 | 29 | 39% | 44% | 15% | 0% | 0 | 0% | 0 | 0 | 0 | 0% |

* - P - Priority Club. Cancellation Reasons: 1-Objectives/conduct, 2-Non-active club, 5-Non-existing club, 6-Disbanding, 7-Merger, 8-Financial Suspension, 9-District/Multiple District Dues.

** - Abbreviation: P-President, S-Secretary, T-Treasurer, M-Member Chairperson, VP-First Vice President, MC-Communications Chairperson, SC-Service Chairperson

*** - Abbreviation: N/R - Never reported using the Lions Clubs website, N/A - Not applicable, No password registered for the Lions Clubs website.

**** - Abbreviation: N - New, IP - Immediate Past, R - Repeat.



Club Health Assessment for District 14 E through January 2025

| | | | Status | Membership | | | | | | Reports | | | | | Finance | | LCIF | |
|------------------------------------|---------------------------|--------------|---|-----------------------------|-------------------|---------------------|----------------|-----------------|---|--|---------------------------|-------------------------------------|------------------------------------|------------------------------|---|--|-----------------------------------|--|
| Club Number | Club Name | Charter Date | | Current Member Count | YTD Members Added | YTD Members Dropped | YTD Net Growth | YTD Net Growth% | Member Count 12 Months Ago | Avg. length of service for dropped members | Months Since Last MMR *** | Yrs. Since Last Officer Report | President Rotation | Vice President Reported **** | Months Since Last Activity Report *** | Account Balance | Donations for current Fiscal Year | |
| | | | Number of times on status quo within last two years | If below 15 members appears | | | | | If net loss is greater than 20% appears | | | If no report in 3 months appears in | When more than one year appears in | Number of repeat terms | Notes the officers that do not have an active | If no report at 12 months appears in red | | |
| Clubs more than two years old | | | | | | | | | | | | | | | | | | |
| 5912 | ALLEGHENY TOWNSHIP | 10/21/1952 | Active | 10 | 0 | 0 | 0 | 0.00% | 10 | | 0 | | | P,M,VP,SC | 0 | | | |
| 5913 | ARNOLD | 01/30/1942 | Active | 11 | 1 | 1 | 0 | 0.00% | 11 | 20 | 2 | | 2 | T,VP,SC | 24+ | | | |
| 5916 | BUSHY RUN | 01/21/1948 | Active | 35 | 0 | 1 | -1 | -2.78% | 37 | 37 | 3 | | | N | 24+ | | \$50.00 | |
| 5917 | CHESTNUT RIDGE | 05/14/1953 | Active | 25 | 0 | 0 | 0 | 0.00% | 25 | | 9 | | 2 | R | T,M,VP,SC | 10 | | |
| Exc Award (06/30/2020, 06/30/2021) | | | | | | | | | | | | | | | | | | |
| 5918 | DELMONT | 10/09/1944 | Active | 37 | 2 | 2 | 0 | 0.00% | 37 | 7 | 1 | | | N | 0 | | | |
| Exc Award (06/30/2021, 06/30/2024) | | | | | | | | | | | | | | | | | | |
| 5922 | GREENSBURG EAST HEMPFIELD | 08/12/1935 | Active | 12 | 1 | 0 | 1 | 9.09% | 14 | | 5 | | | M,VP,SC | 8 | | | |
| 5926 | JEANNETTE | 06/05/1940 | Active(1) | 6 | 0 | 0 | 0 | 0.00% | 6 | | 1 | | 10 | M,VP,SC | 24+ | | | |
| 5927 | LATROBE-DERRY | 11/20/1940 | Active | 26 | 5 | 2 | 3 | 13.04% | 20 | 39 | 1 | | | R | M,VP,SC | 16 | | |
| Exc Award (06/30/2023) | | | | | | | | | | | | | | | | | | |
| 5928 | LEVEL GREEN | 12/27/1948 | Active | 36 | 2 | 2 | 0 | 0.00% | 36 | 6 | 2 | | | N | SC | 1 | \$50.00 | |
| 5931 | LOWER BURRELL CITY | 06/01/1950 | Active | 26 | 0 | 0 | 0 | 0.00% | 26 | | 9 | | 8 | N | M,SC | 14 | | |
| 5933 | MANOR | 04/08/1948 | Active | 18 | 1 | 0 | 1 | 5.88% | 16 | | 0 | | | VP | 2 | | \$60.00 | |
| Exc Award (06/30/2023) | | | | | | | | | | | | | | | | | | |
| 5934 | MONESSEN | 05/06/1948 | Active | 40 | 1 | 4 | -3 | -6.98% | 44 | 13 | 1 | | | N | M,SC | 24+ | \$1,500.00 | |
| Exc Award (06/30/2022) | | | | | | | | | | | | | | | | | | |
| 5935 | MOUNT PLEASANT TOWNSHIP | 01/19/1948 | Active | 44 | 0 | 0 | 0 | 0.00% | 45 | | 1 | | 5 | R | M | 24+ | | |
| 5921 | MURRYSVILLE | 10/25/1951 | Active | 17 | 0 | 1 | -1 | -5.56% | 18 | 29 | 1 | | | N | SC | 10 | | |
| 5936 | NEW ALEXANDRIA | 05/13/1959 | Active | 48 | 0 | 0 | 0 | 0.00% | 49 | | 8 | | 3 | R | P,VP | 1 | \$50.00 | |
| Exc Award (06/30/2021, 06/30/2023) | | | | | | | | | | | | | | | | | | |
| 5937 | NEW FLORENCE | 06/07/1950 | Active | 22 | 0 | 1 | -1 | -4.35% | 22 | 4 | 4 | | 14 | R | SC | 0 | | |
| Exc Award (06/30/2020) | | | | | | | | | | | | | | | | | | |
| 5938 | NEW KENSINGTON | 03/08/1939 | Active | 13 | 0 | 0 | 0 | 0.00% | 13 | | 17 | | 8 | | M,VP,SC | 1 | | |
| 5939 | NORWIN | 04/28/1955 | Active | 32 | 0 | 0 | 0 | 0.00% | 32 | | 7 | | 3 | R | M,VP,SC | 0 | | |



Club Health Assessment for District 14 E through January 2025

| | | | Status | Membership | | | | | | | Reports | | | | | Finance | | LCIF |
|-------------|------------------------------------|--------------|---|-----------------------------|-------------------|---------------------|----------------|---|----------------------------|--|-------------------------------------|------------------------------------|------------------------|---|--|-----------------|-----------------------------------|------------|
| Club Number | Club Name | Charter Date | | Current Member Count | YTD Members Added | YTD Members Dropped | YTD Net Growth | YTD Net Growth% | Member Count 12 Months Ago | Avg. length of service for dropped members | Months Since Last MMR *** | Yrs. Since Last Officer Report | President Rotation | Vice President Reported **** | Months Since Last Activity Report *** | Account Balance | Donations for current Fiscal Year | |
| | | | Number of times on status quo within last two years | If below 15 members appears | | | | If net loss is greater than 20% appears | | | If no report in 3 months appears in | When more than one year appears in | Number of repeat terms | Notes the officers that do not have an active | If no report at 12 months appears in red | | | |
| 5940 | ROSTRAVER TWSP | 04/23/1953 | Active | 45 | 0 | 0 | 0 | 0.00% | 45 | | 6 | | | N | P | 2 | | \$1,583.00 |
| | Exc Award (06/30/2022) | | | | | | | | | | | | | | | | | |
| 129392 | Scottdale Centennial | 11/22/2016 | Active | 7 | 0 | 0 | 0 | 0.00% | 7 | | 11 | | None | P,S,T,M,VP | 24+ | | | |
| 5923 | SEWICKLEY AREA L C | 02/19/1946 | Active | 9 | 0 | 0 | 0 | 0.00% | 9 | | 10 | | 4 | SC | VP | 5 | | |
| 61240 | SLICKVILLE | 11/13/1998 | Active | 40 | 3 | 1 | 2 | 5.26% | 38 | 39 | 1 | | 2 | M,VP | | 8 | | |
| | Exc Award (06/30/2016) | | | | | | | | | | | | | | | | | |
| 5946 | TRAFFORD | 06/05/1945 | Active(1) | 6 | 0 | 0 | 0 | 0.00% | 6 | | 15 | | 5 | VP,SC | | 24+ | | |
| 5948 | VANDERGRIFT | 05/22/1940 | Active | 23 | 0 | 0 | 0 | 0.00% | 25 | | 8 | | 2 | T | | 0 | | |
| 65280 | WASHINGTON BELL | 04/29/2002 | Active | 11 | 0 | 2 | -2 | -15.38% | 13 | 16 | 6 | | 10 | N | M,VP,SC | N/R | | |
| 5949 | WEST NEWTON | 04/13/1945 | Active | 23 | 0 | 0 | 0 | 0.00% | 26 | | 8 | | 13 | VP,SC | | 3 | \$50.00 | |
| 5950 | YOUNGWOOD | 07/16/1940 | Active | 39 | 4 | 0 | 4 | 11.43% | 36 | | 1 | | 4 | R | | 3 | \$1,000.00 | |
| | Exc Award (06/30/2022, 06/30/2023) | | | | | | | | | | | | | | | | | |
| 5951 | YUKON | 09/10/1945 | Active | 25 | 1 | 0 | 1 | 4.17% | 24 | | 2 | | 5 | R | P,T | 19 | | |

Clubs Cancelled Previous Fiscal Year – Clubs Cancelled within last 12 months may be reinstated

| Club Number | Club Name | Charter Date | Current Status* | Cancellation Date |
|-------------|--------------------------|--------------|-----------------|-------------------|
| 5941 | EAST HUNTINGDON TOWNSHIP | 03/01/1949 | Cancelled(6*) | 12/29/2023 |

| Current Total Clubs Count | YTD New Clubs Count | YTD Cancelled Clubs Count | YTD Net Club Gain | Current Total Members Count | YTD Add | YTD Drop | YTD Net Growth | YTD Net Growth % | Member Count 12 Months Ago | Average Member Count Per Club | % of Clubs with less than 20 members | % No MMR in 3 Months | % No Officer Report in 12 Months | % of Clubs with balance 90+ days | Number of Clubs in Status Quo | % Status Quo Clubs in Financial Suspension | Number of Cancelled Clubs | Average Cancelled Club Age | Members Lost Due to Cancellation | % of Clubs Cancelled for Non-Financial Reasons |
|---------------------------|---------------------|---------------------------|-------------------|-----------------------------|---------|----------|----------------|------------------|----------------------------|-------------------------------|--------------------------------------|----------------------|----------------------------------|----------------------------------|-------------------------------|--|---------------------------|----------------------------|----------------------------------|--|
| 28 | 0 | 0 | 0 | 686 | 21 | 17 | 4 | 0.59% | 690 | 25 | 39% | 54% | 0% | 0% | 0 | 0% | 0 | 0 | 0 | 0% |

* - P - Priority Club. Cancellation Reasons: 1-Objectives/conduct, 2-Non-active club, 5-Non-existing club, 6-Disbanding, 7-Merger, 8-Financial Suspension, 9-District/Multiple District Dues.

** - Abbreviation: P-President, S-Secretary, T-Treasurer, M-Member Chairperson, VP-First Vice President, MC-Communications Chairperson, SC-Service Chairperson

*** - Abbreviation: N/R - Never reported using the Lions Clubs website, N/A - Not applicable, No password registered for the Lions Clubs website.

**** - Abbreviation: N - New, IP - Immediate Past, R - Repeat.



Club Health Assessment for District 14 F through January 2025

| | | | Status | Membership | | | | | | | Reports | | | | | Finance | LCIF |
|--------------------------------------|--|--------------|---|-----------------------------|-------------------|---------------------|----------------|---|----------------------------|--|-------------------------------------|------------------------------------|------------------------|---|---------------------------------------|-----------------|-----------------------------------|
| Club Number | Club Name | Charter Date | | Current Member Count | YTD Members Added | YTD Members Dropped | YTD Net Growth | YTD Net Growth% | Member Count 12 Months Ago | Avg. length of service for dropped members | Months Since Last MMR *** | Yrs. Since Last Officer Report | President Rotation | Vice President Reported **** | Months Since Last Activity Report *** | Account Balance | Donations for current Fiscal Year |
| | | | Number of times on status quo within last two years | If below 15 members appears | | | | If net loss is greater than 20% appears | | | If no report in 3 months appears in | When more than one year appears in | Number of repeat terms | Notes the officers that do not have an active | If no report at 12 months red | | |
| Clubs more than two years old | | | | | | | | | | | | | | | | | |
| 5952 | ALBION AREA | 05/27/1947 | Active | 26 | 1 | 2 | -1 | -3.70% | 28 | 5 | 4 | | 3 | R | M,SC | 15 | |
| 5993 | BRADFORD AREA | 10/08/1952 | Active | 29 | 0 | 2 | -2 | -6.45% | 31 | 8 | 0 | | 2 | N | VP,SC | 6 | |
| 141293 | Bradford Community Pride | 04/07/2020 | Active | 29 | 0 | 8 | -8 | -21.62% | 35 | 3 | 1 | | 2 | N | | 4 | |
| | Exc Award (06/30/2021, 06/30/2022, 06/30/2023) | | | | | | | | | | | | | | | | |
| 48416 | CENTERVILLE | 04/18/1988 | Active | 31 | 5 | 0 | 5 | 19.23% | 15 | | 3 | | 8 | | M,VP,SC | 13 | 90+ Days |
| | Exc Award (06/30/2024) | | | | | | | | | | | | | | | | |
| 5954 | CLINTONVILLE | 10/20/1955 | Active | 29 | 0 | 0 | 0 | 0.00% | 29 | | 8 | | 4 | | VP,SC | 12 | |
| 5956 | COMMODORE PERRY | 10/04/1955 | Active | 42 | 1 | 4 | -3 | -6.67% | 44 | 22 | 0 | | | | P,VP,SC | 3 | \$100.00 |
| 42273 | CONNEAUT LAKE | 02/28/1983 | Active | 21 | 0 | 0 | 0 | 0.00% | 21 | | 8 | | | IP | T,M,VP,SC | 1 | |
| | Exc Award (06/30/2016) | | | | | | | | | | | | | | | | |
| 35535 | CRANBERRY AREA L C | 05/08/1978 | Active | 25 | 2 | 2 | 0 | 0.00% | 25 | 13 | 4 | | | | P,VP,SC | 1 | |
| 5958 | ERIE | 05/19/1922 | Active | 29 | 2 | 4 | -2 | -6.45% | 33 | 24 | 0 | | 4 | | VP,SC | 2 | |
| 5962 | FARRELL | 04/09/1929 | Active | 16 | 0 | 0 | 0 | 0.00% | 18 | | 8 | | 7 | | P,M,VP,SC | 4 | |
| 5964 | FREDONIA | 06/02/1948 | Active | 44 | 2 | 3 | -1 | -2.22% | 45 | 16 | 2 | | 2 | R | T,M,VP,SC | 2 | \$1,120.00 |
| | Exc Award (06/30/2018, 06/30/2023) | | | | | | | | | | | | | | | | |
| 5959 | GREENE TOWNSHIP L C | 06/04/1952 | Active(1) | 25 | 0 | 1 | -1 | -3.85% | 28 | 25 | 4 | | | | M,VP,SC | 2 | |
| | Exc Award (06/30/2023) | | | | | | | | | | | | | | | | |
| 5965 | GREENVILLE | 11/25/1927 | Active | 56 | 1 | 3 | -2 | -3.45% | 58 | 18 | 0 | | | N | | 2 | |
| 107865 | HERMITAGE | 03/25/2010 | Active | 18 | 0 | 2 | -2 | -10.00% | 19 | 4 | 0 | | 3 | | M,VP,SC | 5 | \$600.00 |
| 5967 | JAMESTOWN | 05/11/1948 | Active | 52 | 6 | 1 | 5 | 10.64% | 46 | 3 | 0 | | | N | P,M,SC | 0 | \$21,100.00 |
| | Exc Award (06/30/2024) | | | | | | | | | | | | | | | | |
| 5968 | KANE | 06/15/1954 | Active | 43 | 0 | 4 | -4 | -8.51% | 43 | 20 | 2 | | | N | P,T,VP,SC | 3 | |
| | Exc Award (06/30/2024) | | | | | | | | | | | | | | | | |
| 5970 | LAWRENCE PARK EAST LAKE SHORE | 05/26/1947 | Active | 5 | 0 | 0 | 0 | 0.00% | 6 | | 8 | | 5 | R | SC | 19 | |
| | Exc Award (06/30/2018) | | | | | | | | | | | | | | | | |
| 5971 | MEADVILLE | 03/25/1924 | Active | 48 | 0 | 8 | -8 | -14.29% | 55 | 17 | 1 | | 3 | N | T,SC | 4 | \$1,100.00 |



Club Health Assessment for District 14 F through January 2025

| | | | Status | Membership | | | | | | | Reports | | | | | Finance | | LCIF |
|--|---------------------|--------------|---|-----------------------------|-------------------|---------------------|----------------|---|----------------------------|--|-------------------------------------|------------------------------------|------------------------|---|--|-----------------|-----------------------------------|------|
| Club Number | Club Name | Charter Date | | Current Member Count | YTD Members Added | YTD Members Dropped | YTD Net Growth | YTD Net Growth% | Member Count 12 Months Ago | Avg. length of service for dropped members | Months Since Last MMR *** | Yrs. Since Last Officer Report | President Rotation | Vice President Reported **** | Months Since Last Activity Report *** | Account Balance | Donations for current Fiscal Year | |
| | | | Number of times on status quo within last two years | If below 15 members appears | | | | If net loss is greater than 20% appears | | | If no report in 3 months appears in | When more than one year appears in | Number of repeat terms | Notes the officers that do not have an active | If no report at 12 months appears in red | | | |
| Exc Award (06/30/2016, 06/30/2017, 06/30/2020) | | | | | | | | | | | | | | | | | | |
| 125245 | North East | 06/24/2015 | Active | 22 | 1 | 1 | 0 | 0.00% | 24 | 2 | 0 | | | N | SC | 0 | \$200.00 | |
| Exc Award (06/30/2023) | | | | | | | | | | | | | | | | | | |
| 5975 | OTTO TOWNSHIP | 09/25/1952 | Active | 20 | 0 | 0 | 0 | 0.00% | 19 | | 9 | | 11 | | M,VP,SC | 9 | | |
| 147625 | Pine Grove Lioness | 08/19/2021 | Active | 12 | 0 | 0 | 0 | 0.00% | 12 | | 11 | | 4 | | M,VP,SC | N/R | | |
| 5976 | PINE GROVE TOWNSHIP | 01/21/1957 | Active | 14 | 0 | 0 | 0 | 0.00% | 14 | | 11 | | 2 | | M,VP,SC | 24+ | \$300.00 | |
| 49673 | PORT ALLEGANY | 06/19/1989 | Active(1) | 11 | 0 | 0 | 0 | 0.00% | 10 | | 11 | | 3 | | VP,SC | 16 | | |
| 5980 | SHEFFIELD | 06/29/1953 | Active | 19 | 0 | 0 | 0 | 0.00% | 19 | | 7 | | | | P,M,VP,SC | 2 | | |
| 5981 | SMETHPORT | 09/25/1951 | Active | 9 | 1 | 0 | 1 | 12.50% | 8 | | 0 | | 7 | | P,M,VP,SC | 3 | \$100.00 | |
| 5983 | STONEBORO | 04/19/1948 | Active | 19 | 0 | 3 | -3 | -13.64% | 22 | 26 | 1 | | 8 | | T,M,VP,SC | 1 | | |
| 5984 | SUMMIT | 12/19/1956 | Active | 13 | 0 | 2 | -2 | -13.33% | 15 | 23 | 1 | | | R | VP | 2 | \$100.00 | |
| 5985 | TIDIOUTE | 05/15/1965 | Cancelled(8*) | 1 | 0 | 11 | -11 | -91.67% | 14 | 16 | 4 | | None | | P,S,T,M,VP SC | 24+ | 90+ Days | |
| 5986 | TIONESTA | 06/26/1939 | Active | 34 | 2 | 5 | -3 | -8.11% | 34 | 10 | 3 | | | N | M,SC | 0 | \$100.00 | |
| Exc Award (06/30/2018) | | | | | | | | | | | | | | | | | | |
| 5987 | TITUSVILLE | 06/08/1939 | Active | 11 | 1 | 0 | 1 | 10.00% | 10 | | 5 | | 4 | | VP,SC | 15 | | |
| 5988 | TOWNVILLE | 03/22/1948 | Active | 28 | 2 | 0 | 2 | 7.69% | 26 | | 4 | | 2 | N | SC | 2 | \$771.50 | |
| 5989 | UNION CITY | 06/13/1939 | Active | 36 | 0 | 0 | 0 | 0.00% | 36 | | 6 | | 2 | R | P,M,SC | 4 | | |
| 5991 | WARREN | 09/29/1923 | Active | 40 | 0 | 0 | 0 | 0.00% | 40 | | 7 | | | IP | T,SC | 16 | | |
| Exc Award (06/30/2018) | | | | | | | | | | | | | | | | | | |
| 5992 | WATERFORD | 01/26/1954 | Active | 27 | 0 | 1 | -1 | -3.57% | 27 | 10 | 4 | | | N | | 4 | | |
| 141415 | Waterford Lioness | 04/02/2020 | Active(1) | 9 | 0 | 0 | 0 | 0.00% | 9 | | 11 | | 3 | | M,VP,SC | 13 | | |
| 122733 | West County Lions | 07/11/2014 | Active | 12 | 0 | 0 | 0 | 0.00% | 12 | | 7 | | | IP | M,SC | 14 | | |

Clubs Cancelled Previous Fiscal Year – Clubs Cancelled within last 12 months may be reinstated

| Club Number | Club Name | Charter Date | Current Status* | Cancellation Date |
|-------------|----------------------|--------------|-----------------|-------------------|
| 36870 | MARIENVILLE AREA L C | 04/09/1979 | Cancelled(6*) | 06/29/2024 |



Club Health Assessment for District 14 F through January 2025

| Club Number | | | Club Name | | | Charter Date | | | Status | Membership | | | | | | Reports | | | | Finance | | LCIF | | |
|---------------------------|---------------------|---------------------------|-------------------|-----------------------------|---------|--------------|----------------|------------------|---|-------------------------------|--------------------------------------|----------------------|---|----------------------------------|-------------------------------|--|---------------------------|------------------------------------|----------------------------------|--|---------------------------------------|--|-----------------------------------|--|
| | | | | | | | | | | Current Member Count | YTD Members Added | YTD Members Dropped | YTD Net Growth | YTD Net Growth% | Member Count 12 Months Ago | Avg. length of service for dropped members | Months Since Last MMR *** | Yrs. Since Last Officer Report | President Rotation | Vice President Reported **** | Months Since Last Activity Report *** | Account Balance | Donations for current Fiscal Year | |
| | | | | | | | | | Number of times on status quo within last two years | If below 15 members appears | | | If net loss is greater than 20% appears | | | If no report in 3 months appears in | | When more than one year appears in | Number of repeat terms | Notes the officers that do not have an active | | If no report at 12 months appears in red | | |
| Current Total Clubs Count | YTD New Clubs Count | YTD Cancelled Clubs Count | YTD Net Club Gain | Current Total Members Count | YTD Add | YTD Drop | YTD Net Growth | YTD Net Growth % | Member Count 12 Months Ago | Average Member Count Per Club | % of Clubs with less than 20 members | % No MMR in 3 Months | % No Officer Report in 12 Months | % of Clubs with balance 90+ days | Number of Clubs in Status Quo | % Status Quo Clubs in Financial Suspension | Number of Cancelled Clubs | Average Cancelled Club Age | Members Lost Due to Cancellation | % of Clubs Cancelled for Non-Financial Reasons | | | | |
| 35 | 0 | 1 | -1 | 905 | 27 | 67 | -40 | -4.23% | 930 | 26 | 37% | 60% | 0% | 3% | 0 | 0% | 1 | 105 | 11 | 0% | | | | |

* - P - Priority Club. Cancellation Reasons: 1-Objectives/conduct, 2-Non-active club, 5-Non-existing club, 6-Disbanding, 7-Merger, 8-Financial Suspension, 9-District/Multiple District Dues.

** - Abbreviation: P-President, S-Secretary, T-Treasurer, M-Member Chairperson, VP-First Vice President, MC-Communications Chairperson, SC-Service Chairperson

*** - Abbreviation: N/R - Never reported using the Lions Clubs website, N/A - Not applicable, No password registered for the Lions Clubs website.

**** - Abbreviation: N - New, IP - Immediate Past, R - Repeat.



Club Health Assessment for District 14 G through January 2025

| | | | Status | Membership | | | | | | | Reports | | | | | Finance | | LCIF |
|--|---------------------------|--------------|---|-----------------------------|-------------------|---------------------|----------------|---|----------------------------|--|-------------------------------------|------------------------------------|------------------------|---|--|-----------------|-----------------------------------|------|
| Club Number | Club Name | Charter Date | | Current Member Count | YTD Members Added | YTD Members Dropped | YTD Net Growth | YTD Net Growth% | Member Count 12 Months Ago | Avg. length of service for dropped members | Months Since Last MMR *** | Yrs. Since Last Officer Report | President Rotation | Vice President Reported **** | Months Since Last Activity Report *** | Account Balance | Donations for current Fiscal Year | |
| | | | Number of times on status quo within last two years | If below 15 members appears | | | | If net loss is greater than 20% appears | | | If no report in 3 months appears in | When more than one year appears in | Number of repeat terms | Notes the officers that do not have an active | If no report at 12 months appears in red | | | |
| Clubs less than two years old | | | | | | | | | | | | | | | | | | |
| 156406 | Allenwood Area | 12/07/2023 | Active | 19 | 3 | 2 | 1 | 5.56% | 21 | 1 | 0 | | 2 | R | T,SC | 1 | | |
| Clubs more than two years old | | | | | | | | | | | | | | | | | | |
| 5995 | BELLEFONTE | 04/01/1949 | Active | 40 | 2 | 1 | 1 | 2.56% | 37 | 26 | 0 | | | N | T,SC | 0 | \$2,000.00 | |
| 43009 | BENTON | 09/21/1983 | Active | 32 | 1 | 0 | 1 | 3.23% | 33 | | 2 | | 2 | | T,M,VP,SC | 0 | \$1,482.00 | |
| Exc Award (06/30/2023, 06/30/2024) | | | | | | | | | | | | | | | | | | |
| 5997 | BIG POND | 03/06/1952 | Active | 8 | 0 | 0 | 0 | 0.00% | 8 | | 5 | | 2 | | P,M,VP,SC | 14 | | |
| 5999 | CANTON | 03/16/1954 | Active | 32 | 2 | 0 | 2 | 6.67% | 28 | | 3 | | | N | M,SC | 5 | 90+ Days | |
| 41003 | CATAWISSA VALLEY | 03/30/1982 | Active | 23 | 4 | 0 | 4 | 21.05% | 21 | | 1 | | 9 | | M,VP,SC | 1 | | |
| 6000 | CENTRE HALL | 01/22/1942 | Active | 34 | 3 | 1 | 2 | 6.25% | 32 | 0 | 0 | | | N | M,SC | 0 | \$100.00 | |
| Exc Award (06/30/2023, 06/30/2024) | | | | | | | | | | | | | | | | | | |
| 47775 | COUDERSPORT & AREA | 10/19/1987 | Active | 19 | 2 | 0 | 2 | 11.76% | 17 | | 1 | | 3 | | M,VP,SC | 0 | | |
| 6003 | DUSHORE | 02/23/1943 | Active | 43 | 1 | 2 | -1 | -2.27% | 38 | 15 | 0 | | | N | | 18 | | |
| 43717 | EAGLES MERE LAPORTE | 04/03/1984 | Active | 56 | 4 | 8 | -4 | -6.67% | 59 | 11 | 0 | | 3 | N | | 0 | | |
| 6005 | FERGUSON TOWNSHIP | 11/10/1949 | Active | 30 | 0 | 1 | -1 | -3.23% | 33 | 13 | 5 | | 2 | R | M,SC | 0 | \$1,000.00 | |
| 6006 | HARRIS TOWNSHIP | 03/10/1952 | Active | 55 | 2 | 4 | -2 | -3.51% | 56 | 13 | 0 | | | N | | 3 | \$1,100.00 | |
| Exc Award (06/30/2021, 06/30/2022, 06/30/2023) | | | | | | | | | | | | | | | | | | |
| 32199 | HOWARD AREA L C | 05/05/1976 | Active | 97 | 11 | 3 | 8 | 8.99% | 91 | 36 | 0 | | | | M,VP,SC | 14 | | |
| 6008 | JERSEY SHORE | 01/23/1951 | Active | 43 | 0 | 3 | -3 | -6.52% | 50 | 17 | 2 | | 2 | R | | 2 | | |
| Exc Award (06/30/2018) | | | | | | | | | | | | | | | | | | |
| 142635 | Jersey Shore Area Lioness | 08/20/2020 | Active | 32 | 0 | 1 | -1 | -3.03% | 32 | 2 | 2 | | | | M,VP,SC | 1 | \$100.00 | |
| 134144 | Kulpmont Centennial | 03/30/2018 | Active | 6 | 0 | 2 | -2 | -25.00% | 8 | 6 | 6 | | 7 | | M,VP,SC | 24+ | | |
| 6010 | LEWISBURG | 05/21/1924 | Active(2) | 8 | 0 | 0 | 0 | 0.00% | 8 | | 6 | | 4 | | S,M,VP,SC | 24+ | | |
| 6011 | LOCK HAVEN | 12/04/1941 | Active | 20 | 1 | 0 | 1 | 5.26% | 19 | | 0 | | | N | P,SC | 1 | \$200.00 | |
| 6012 | LOYALSOCK TOWNSHIP | 10/31/1958 | Active | 8 | 0 | 0 | 0 | 0.00% | 8 | | 5 | | 13 | | T,M,VP,SC | 24+ | | |
| 6013 | LYCOMING CREEK | 05/11/1954 | Cancelled(8*) | 0 | 0 | 7 | -7 | -100.00% | 0 | 5 | 1 | | None | | P,S,T,M,VP SC | 24+ | 90+ Days | |



Club Health Assessment for District 14 G through January 2025

| Club Number | Club Name | Charter Date | Status | Membership | | | | | | | Reports | | | | | Finance | LCIF |
|-------------|------------------------------------|--------------|---|-----------------------------|-------------------|---------------------|----------------|---|----------------------------|--|-------------------------------------|------------------------------------|------------------------|---|---------------------------------------|-----------------|-----------------------------------|
| | | | | Current Member Count | YTD Members Added | YTD Members Dropped | YTD Net Growth | YTD Net Growth% | Member Count 12 Months Ago | Avg. length of service for dropped members | Months Since Last MMR *** | Yrs. Since Last Officer Report | President Rotation | Vice President Reported **** | Months Since Last Activity Report *** | Account Balance | Donations for current Fiscal Year |
| | | | Number of times on status quo within last two years | If below 15 members appears | | | | If net loss is greater than 20% appears | | | If no report in 3 months appears in | When more than one year appears in | Number of repeat terms | Notes the officers that do not have an active | If no report at 12 months red | | |
| 6014 | MANSFIELD | 09/04/1940 | Active | 38 | 2 | 1 | 1 | 2.70% | 34 | 35 | 2 | | 3 | R | 0 | | |
| | Exc Award (06/30/2018) | | | | | | | | | | | | | | | | |
| 6017 | MILESBURG | 04/25/1949 | Active | 52 | 8 | 0 | 8 | 18.18% | 42 | | 1 | | 2 | R | M | 0 | \$500.00 |
| | Exc Award (06/30/2024) | | | | | | | | | | | | | | | | |
| 107204 | MILL HALL AREA | 01/07/2010 | Active | 12 | 0 | 0 | 0 | 0.00% | 12 | | 6 | | 7 | | VP,SC | 1 | |
| 6018 | MILLHEIM | 03/12/1940 | Active | 22 | 0 | 2 | -2 | -8.33% | 28 | 31 | 0 | | | | M,VP,SC | 24+ | |
| 42945 | MILLVILLE | 07/25/1983 | Active | 10 | 0 | 1 | -1 | -9.09% | 10 | 23 | 5 | | 6 | | P,M,VP,SC | 16 | |
| 6019 | MILTON | 10/17/1938 | Active | 27 | 0 | 3 | -3 | -10.00% | 30 | 20 | 3 | | | N | SC | 1 | \$500.00 |
| 6020 | MONTGOMERY | 11/08/1955 | Active | 30 | 1 | 0 | 1 | 3.45% | 28 | | 2 | | None | | P,T,M,VP,SC | 0 | |
| 6021 | MONTOURSVILLE | 04/08/1952 | Active | 18 | 1 | 1 | 0 | 0.00% | 18 | 4 | 0 | | 4 | | M,VP,SC | 24+ | |
| 6022 | MT CARMEL | 05/01/1944 | Active | 28 | 0 | 0 | 0 | 0.00% | 28 | | 0 | | 2 | | P,M,VP,SC | 24 | |
| 39999 | MUNCY AREA L C | 06/05/1981 | Active | 19 | 0 | 3 | -3 | -13.64% | 24 | 7 | 0 | | 2 | R | M,SC | 24+ | |
| 132592 | Northern Tioga County Centennial | 09/07/2017 | Active | 13 | 1 | 1 | 0 | 0.00% | 20 | 6 | 1 | | 2 | | M,VP,SC | 0 | \$250.00 |
| | Exc Award (06/30/2021, 06/30/2024) | | | | | | | | | | | | | | | | |
| 41468 | PATTON TWP L C | 06/29/1982 | Active | 15 | 1 | 1 | 0 | 0.00% | 15 | 38 | 1 | | | N | M,SC | 0 | |
| 6027 | PICTURE ROCKS | 10/17/1955 | Active | 20 | 0 | 1 | -1 | -4.76% | 23 | 40 | 4 | | 3 | N | T,M,SC | 0 | \$2,000.00 |
| 39679 | PLEASANT GAP & AREA | 04/06/1981 | Active | 28 | 1 | 0 | 1 | 3.70% | 26 | | 6 | | | | M,VP,SC | 3 | \$50.00 |
| 144345 | Pleasant Gap Area Lioness | 12/22/2020 | Active | 19 | 2 | 0 | 2 | 11.76% | 18 | | 0 | | 2 | R | M,SC | 0 | |
| 64588 | RAUCHTOWN-NIPPENOSE VALLEY | 07/20/2001 | Active | 21 | 0 | 6 | -6 | -22.22% | 26 | 8 | 3 | | 5 | R | T,M,VP,SC | 2 | \$1,000.00 |
| 6028 | SAYRE ATHENS | 01/08/1926 | Active | 11 | 2 | 2 | 0 | 0.00% | 11 | 46 | 0 | | 7 | | P,M,VP,SC | 4 | |
| 146157 | Sayre-Athens Lioness | 05/24/2021 | Active | 18 | 3 | 0 | 3 | 20.00% | 16 | | 2 | | 2 | | M,VP,SC | 0 | |
| 33266 | SHAMOKIN AREA L C | 01/27/1977 | Active | 8 | 0 | 0 | 0 | 0.00% | 11 | | 5 | | 6 | R | M,SC | 24+ | |
| 6030 | SNOW SHOE | 06/12/1946 | Active | 28 | 0 | 0 | 0 | 0.00% | 28 | | 5 | | 2 | | P,M,VP,SC | 15 | \$350.00 |
| 6031 | SOUTH CREEK | 03/10/1952 | Active | 31 | 0 | 0 | 0 | 0.00% | 31 | | 9 | | 5 | R | S,SC | 9 | |
| 6033 | SOUTH WILLIAMSPORT | 03/14/1946 | Active | 39 | 3 | 0 | 3 | 8.33% | 34 | | 0 | | | N | M,SC | 0 | |



Club Health Assessment for District 14 G through January 2025

| Club Number | Club Name | Charter Date | Status | Membership | | | | | | | Reports | | | | | Finance | LCIF |
|-------------|--------------------------------|--------------|---|-----------------------------|-------------------|---------------------|----------------|---|----------------------------|--|----------------------------------|------------------------------------|------------------------|---|--|-----------------|-----------------------------------|
| | | | | Current Member Count | YTD Members Added | YTD Members Dropped | YTD Net Growth | YTD Net Growth% | Member Count 12 Months Ago | Avg. length of service for dropped members | Months Since Last MMR *** | Yrs. Since Last Officer Report | President Rotation | Vice President Reported **** | Months Since Last Activity Report *** | Account Balance | Donations for current Fiscal Year |
| | | | Number of times on status quo within last two years | If below 15 members appears | | | | If net loss is greater than 20% appears | | | If no report in 3 months appears | When more than one year appears in | Number of repeat terms | Notes the officers that do not have an active | If no report at 12 months appears in red | | |
| 33652 | SUGAR VALLEY L C | 04/05/1977 | Active | 28 | 6 | 1 | 5 | 21.74% | 23 | 7 | 0 | | | N | P,M,SC | 0 | |
| 6036 | SYLVANIA | 01/20/1954 | Active | 30 | 0 | 1 | -1 | -3.23% | 31 | 49 | 4 | | 2 | N | SC | 0 | \$3,000.00 |
| 6038 | TOWANDA | 08/29/1929 | Active | 16 | 0 | 0 | 0 | 0.00% | 16 | | 6 | | | | M,VP,SC | 0 | \$500.00 |
| 6039 | TROY | 04/28/1939 | Active | 67 | 0 | 4 | -4 | -5.63% | 73 | 25 | 0 | | 2 | R | T,SC | 1 | |
| 41313 | TURBOTVILLE & AREA | 05/04/1982 | Active | 62 | 1 | 1 | 0 | 0.00% | 60 | 13 | 0 | | | N | SC | 0 | |
| 6040 | WARRENSVILLE AREA L C | 05/06/1969 | Active | 14 | 0 | 0 | 0 | 0.00% | 14 | | 5 | | | N | P,SC | 6 | |
| 6041 | WATSONTOWN | 09/25/1947 | Active | 17 | 1 | 0 | 1 | 6.25% | 17 | | 2 | | 3 | N | M,SC | 2 | \$1,020.00 |
| 135357 | Watson town Centennial Lioness | 06/21/2018 | Active | 17 | 2 | 1 | 1 | 6.25% | 18 | 1 | 0 | | 3 | R | M,SC | 9 | |
| 6042 | WELLSBORO | 10/21/1929 | Active | 21 | 2 | 0 | 2 | 10.53% | 21 | | 5 | | | N | M | 0 | \$1,000.00 |
| 40414 | WELLS-JACKSON L C | 10/05/1981 | Active | 26 | 0 | 0 | 0 | 0.00% | 26 | | 8 | | | N | SC | 0 | |
| 6043 | WILLIAMSPORT | 08/28/1923 | Active | 12 | 0 | 1 | -1 | -7.69% | 13 | 35 | 5 | | 2 | | M,VP,SC | 8 | |
| 6044 | WILLIAMSPORT NEWBERRY | 01/20/1942 | Active | 19 | 0 | 0 | 0 | 0.00% | 19 | | 5 | | 3 | | VP,SC | 24+ | |
| 29205 | WYALUSING | 04/30/1974 | Active | 44 | 2 | 0 | 2 | 4.76% | 38 | | 4 | | | N | M | 1 | |

Clubs Cancelled Previous Fiscal Year – Clubs Cancelled within last 12 months may be reinstated

| Club Number | Club Name | Charter Date | Current Status* | Cancellation Date |
|-------------|-----------------------------|--------------|-----------------|-------------------|
| 132614 | Danville Centennial | 09/12/2017 | Cancelled(6*) | 07/29/2023 |
| 45402 | MILLMONT WEST UNION AREA | 10/18/1985 | Cancelled(8*) | 12/29/2023 |
| 141318 | Williamsport Sight Services | 04/02/2020 | Cancelled(8*) | 12/29/2023 |

| Current Total Clubs Count | YTD New Clubs Count | YTD Cancelled Clubs Count | YTD Net Club Gain | Current Total Members Count | YTD Add | YTD Drop | YTD Net Growth | YTD Net Growth % | Member Count 12 Months Ago | Average Member Count Per Club | % of Clubs with less than 20 members | % No MMR in 3 Months | % No Officer Report in 12 Months | % of Clubs with balance 90+ days | Number of Clubs in Status Quo | % Status Quo Clubs in Financial Suspension | Number of Cancelled Clubs | Average Cancelled Club Age | Members Lost Due to Cancellation | % of Clubs Cancelled for Non-Financial Reasons |
|---------------------------|---------------------|---------------------------|-------------------|-----------------------------|---------|----------|----------------|------------------|----------------------------|-------------------------------|--------------------------------------|----------------------|----------------------------------|----------------------------------|-------------------------------|--|---------------------------|----------------------------|----------------------------------|--|
| 54 | 0 | 1 | -1 | 1,485 | 75 | 66 | 9 | 0.61% | 1,481 | 28 | 41% | 43% | 0% | 2% | 0 | 0% | 1 | 118 | 7 | -200% |



Club Health Assessment for District 14 G through January 2025

| | | | Status | Membership | | | | | | | Reports | | | | Finance | LCIF | |
|-------------|-----------|--------------|---|-----------------------------|-------------------|---------------------|----------------|---|----------------------------|--|-------------------------------------|------------------------------------|------------------------|---|--|-----------------|-----------------------------------|
| | | | | Current Member Count | YTD Members Added | YTD Members Dropped | YTD Net Growth | YTD Net Growth% | Member Count 12 Months Ago | Avg. length of service for dropped members | Months Since Last MMR *** | Yrs. Since Last Officer Report | President Rotation | Vice President Reported **** | Months Since Last Activity Report *** | Account Balance | Donations for current Fiscal Year |
| Club Number | Club Name | Charter Date | Number of times on status quo within last two years | If below 15 members appears | | | | If net loss is greater than 20% appears | | | If no report in 3 months appears in | When more than one year appears in | Number of repeat terms | Notes the officers that do not have an active | If no report at 12 months appears in red | | |

* - P - Priority Club. Cancellation Reasons: 1-Objectives/conduct, 2-Non-active club, 5-Non-existing club, 6-Disbanding, 7-Merger, 8-Financial Suspension, 9-District/Multiple District Dues.
** - Abbreviation: P-President, S-Secretary, T-Treasurer, M-Member Chairperson, VP-First Vice President, MC-Communications Chairperson, SC-Service Chairperson
*** - Abbreviation: N/R - Never reported using the Lions Clubs website, N/A - Not applicable, No password registered for the Lions Clubs website.
**** - Abbreviation: N - New, IP - Immediate Past, R - Repeat.




Club Health Assessment for District 14 H through January 2025

| | | | Status | Membership | | | | | | | Reports | | | | | Finance | | LCIF |
|-------------------------------|--------------------|--------------|---|-----------------------------|-------------------|---------------------|----------------|---|----------------------------|--|-------------------------------------|------------------------------------|------------------------|---|--|-----------------|-----------------------------------|------|
| Club Number | Club Name | Charter Date | | Current Member Count | YTD Members Added | YTD Members Dropped | YTD Net Growth | YTD Net Growth% | Member Count 12 Months Ago | Avg. length of service for dropped members | Months Since Last MMR *** | Yrs. Since Last Officer Report | President Rotation | Vice President Reported **** | Months Since Last Activity Report *** | Account Balance | Donations for current Fiscal Year | |
| | | | Number of times on status quo within last two years | If below 15 members appears | | | | If net loss is greater than 20% appears | | | If no report in 3 months appears in | When more than one year appears in | Number of repeat terms | Notes the officers that do not have an active | If no report at 12 months appears in red | | | |
| Clubs more than two years old | | | | | | | | | | | | | | | | | | |
| 6045 | ABINGTON | 12/13/1949 | Active | 27 | 0 | 2 | -2 | -6.90% | 30 | 19 | 1 | | 3 | R | M,SC | 2 | \$60.00 | |
| 30560 | BENTON TOWNSHIP | 04/16/1975 | Active | 14 | 0 | 0 | 0 | 0.00% | 16 | | 9 | 1 | None | | P,S,T,M,VP SC | 24+ | | |
| 6051 | BLAKELY PECKVILLE | 11/06/1953 | Active | 12 | 1 | 0 | 1 | 9.09% | 12 | | 2 | | 13 | | M,VP,SC | 24+ | | |
| 6056 | DALTON | 07/13/1939 | Active | 11 | 2 | 1 | 1 | 10.00% | 10 | 2 | 3 | | 2 | | P,T,M,VP,SC | 24+ | 90+ Days \$20.00 | |
| 6059 | DUNMORE | 03/31/1952 | Active(1) | 24 | 3 | 1 | 2 | 9.09% | 22 | 53 | 0 | | 2 | R | M,SC | 13 | \$65.00 | |
| Exc Award (06/30/2018) | | | | | | | | | | | | | | | | | | |
| 107792 | EYNON ARCHBALD | 03/11/2010 | Active | 67 | 0 | 12 | -12 | -15.19% | 78 | 7 | 4 | | 4 | | S,T,M,VP,SC | 24+ | \$100.00 | |
| Exc Award (06/30/2018) | | | | | | | | | | | | | | | | | | |
| 35149 | FALLS | 03/21/1978 | Active(1) | 43 | 0 | 0 | 0 | 0.00% | 43 | | 9 | 1 | None | | P,S,T,M,VP SC | 16 | \$90.00 | |
| Exc Award (06/30/2021) | | | | | | | | | | | | | | | | | | |
| 6064 | FOREST CITY | 01/31/1948 | Active | 18 | 3 | 0 | 3 | 20.00% | 17 | | 1 | | | N | M,SC | 24+ | | |
| 6071 | HAWLEY LAKE | 03/31/1972 | Active | 10 | 1 | 3 | -2 | -16.67% | 12 | 18 | 6 | | 2 | | M,VP,SC | 21 | \$1,020.00 | |
| WALLENPAUPACK | | | | | | | | | | | | | | | | | | |
| 6073 | HONESDALE | 03/20/1925 | Active | 59 | 1 | 2 | -1 | -1.67% | 64 | 28 | 0 | | 2 | R | M,SC | N/R | \$128.00 | |
| 6074 | JEFFERSON TOWNSHIP | 10/18/1961 | Active | 24 | 0 | 6 | -6 | -20.00% | 30 | 21 | 1 | | 2 | R | SC | 24+ | \$60.00 | |
| Exc Award (06/30/2018) | | | | | | | | | | | | | | | | | | |
| 6076 | JERMYN | 12/14/1943 | Cancelled(8*) | 0 | 0 | 9 | -9 | -100.00% | 0 | 23 | 5 | | None | | P,S,T,M,VP SC | 24+ | 90+ Days | |
| 36689 | JESSUP | 03/06/1979 | Active | 16 | 2 | 0 | 2 | 14.29% | 14 | | 6 | | 13 | N | M,VP,SC | 6 | \$28.00 | |
| 6078 | LAKE ARIEL | 05/28/1953 | Active | 17 | 1 | 0 | 1 | 6.25% | 18 | | 2 | | None | | P,T,M,VP,SC | 24+ | \$28.00 | |
| 6082 | MAYFIELD | 05/12/1961 | Active | 15 | 0 | 0 | 0 | 0.00% | 15 | | 9 | | 10 | R | P,T,M,VP,SC | 0 | \$40.00 | |
| 6083 | MINISINK | 09/11/1951 | Active | 24 | 3 | 0 | 3 | 14.29% | 20 | | 2 | | | R | VP | 24+ | \$42.00 | |
| 36690 | MINOOKA | 03/20/1979 | Active | 33 | 0 | 3 | -3 | -8.33% | 36 | 31 | 2 | | 3 | | P,S,T,M,VP SC | 24+ | \$100.00 | |
| 6084 | MONTROSE | 09/19/1947 | Active | 33 | 2 | 2 | 0 | 0.00% | 33 | 2 | 4 | | | N | SC | 24+ | \$72.00 | |
| 6089 | OLD FORGE | 06/17/1947 | Active | 19 | 1 | 0 | 1 | 5.56% | 19 | | 4 | | 2 | | T,M,VP,SC | 24+ | | |
| 6090 | OLYPHANT | 08/15/1951 | Active | 27 | 1 | 0 | 1 | 3.85% | 26 | | 6 | | 13 | N | P,M,SC | 24+ | \$52.00 | |
| 6095 | SCOTT TOWNSHIP | 07/30/1952 | Active | 31 | 4 | 4 | 0 | 0.00% | 31 | 7 | 1 | | 2 | N | P,T,M,VP,SC | 0 | \$66.00 | |



Club Health Assessment for District 14 H through January 2025

|  | | | Status | Membership | | | | | | Reports | | | | | Finance | LCIF | | |
|--|------------------------|--------------|---|-----------------------------|-------------------|---------------------|---|-----------------|----------------------------|--|-------------------------------------|------------------------------------|------------------------|---|--|-----------------|-----------------------------------|----------|
| Club Number | Club Name | Charter Date | | Current Member Count | YTD Members Added | YTD Members Dropped | YTD Net Growth | YTD Net Growth% | Member Count 12 Months Ago | Avg. length of service for dropped members | Months Since Last MMR *** | Yrs. Since Last Officer Report | President Rotation | Vice President Reported **** | Months Since Last Activity Report *** | Account Balance | Donations for current Fiscal Year | |
| | | | Number of times on status quo within last two years | If below 15 members appears | | | If net loss is greater than 20% appears | | | | If no report in 3 months appears in | When more than one year appears in | Number of repeat terms | Notes the officers that do not have an active | If no report at 12 months appears in red | | | |
| 6096 | SCRANTON | 04/24/1923 | Active | 18 | 0 | 0 | 0 | 0.00% | 21 | | 7 | | 2 | R | M,SC | 24+ | | \$44.00 |
| 37543 | SOUTH ABINGTON | 09/26/1979 | Active | 6 | 0 | 0 | 0 | 0.00% | 6 | | 7 | | | | M,VP,SC | 8 | | \$193.00 |
| | Exc Award (06/30/2021) | | | | | | | | | | | | | | | | | |
| 6098 | STONE BRIDGE | 01/16/1948 | Active | 21 | 3 | 0 | 3 | 16.67% | 22 | | 2 | | 3 | R | M,SC | 24+ | | \$40.00 |
| 6100 | TAYLOR | 11/15/1954 | Active | 17 | 0 | 0 | 0 | 0.00% | 20 | | 2 | | 4 | N | M,SC | 7 | | \$200.00 |
| 49625 | TUNKHANNOCK | 06/20/1989 | Active | 21 | 0 | 0 | 0 | 0.00% | 22 | | 8 | 1 | None | | P,S,T,M,VP SC | 24+ | | \$44.00 |
| 6106 | WAYMART | 10/22/1946 | Active | 18 | 0 | 0 | 0 | 0.00% | 18 | | 24 | | None | | P,S,T,M,VP SC | 24+ | | |

Clubs Cancelled Previous Fiscal Year – Clubs Cancelled within last 12 months may be reinstated

| Club Number | Club Name | Charter Date | Current Status* | Cancellation Date |
|-------------|----------------|--------------|-----------------|-------------------|
| 6094 | RANSOM TWP L C | 10/05/1971 | Cancelled(6*) | 04/29/2024 |

| Current Total Clubs Count | YTD New Clubs Count | YTD Cancelled Clubs Count | YTD Net Club Gain | Current Total Members Count | YTD Add | YTD Drop | YTD Net Growth | YTD Net Growth % | Member Count 12 Months Ago | Average Member Count Per Club | % of Clubs with less than 20 members | % No MMR in 3 Months | % No Officer Report in 12 Months | % of Clubs with balance 90+ days | Number of Clubs in Status Quo | % Status Quo Clubs in Financial Suspension | Number of Cancelled Clubs | Average Cancelled Club Age | Members Lost Due to Cancellation | % of Clubs Cancelled for Non-Financial Reasons |
|---------------------------|---------------------|---------------------------|-------------------|-----------------------------|---------|----------|----------------|------------------|----------------------------|-------------------------------|--------------------------------------|----------------------|----------------------------------|----------------------------------|-------------------------------|--|---------------------------|----------------------------|----------------------------------|--|
| 26 | 0 | 1 | -1 | 625 | 28 | 45 | -17 | -2.65% | 655 | 24 | 50% | 54% | 12% | 4% | 0 | 0% | 1 | 133 | 9 | 0% |

* - P - Priority Club. Cancellation Reasons: 1-Objectives/conduct, 2-Non-active club, 5-Non-existing club, 6-Disbanding, 7-Merger, 8-Financial Suspension, 9-District/Multiple District Dues.

** - Abbreviation: P-President, S-Secretary, T-Treasurer, M-Member Chairperson, VP-First Vice President, MC-Communications Chairperson, SC-Service Chairperson

*** - Abbreviation: N/R - Never reported using the Lions Clubs website, N/A - Not applicable, No password registered for the Lions Clubs website.

**** - Abbreviation: N - New, IP - Immediate Past, R - Repeat.




Club Health Assessment for District 14 J through January 2025

| | | | Status | Membership | | | | | | | Reports | | | | | Finance | | LCIF |
|------------------------------------|--------------------------|--------------|---|-----------------------------|-------------------|---------------------|----------------|---|----------------------------|--|-------------------------------------|------------------------------------|------------------------|------------------------------|--|-------------------------------|-----------------------------------|----------|
| Club Number | Club Name | Charter Date | | Current Member Count | YTD Members Added | YTD Members Dropped | YTD Net Growth | YTD Net Growth% | Member Count 12 Months Ago | Avg. length of service for dropped members | Months Since Last MMR *** | Yrs. Since Last Officer Report | President Rotation | Vice President Reported **** | Months Since Last Activity Report *** | Account Balance | Donations for current Fiscal Year | |
| | | | Number of times on status quo within last two years | If below 15 members appears | | | | If net loss is greater than 20% appears | | | If no report in 3 months appears in | When more than one year appears in | Number of repeat terms | | Notes the officers that do not have appears in an active | If no report at 12 months red | | |
| Clubs more than two years old | | | | | | | | | | | | | | | | | | |
| 37213 | ADAMS TOWNSHIP AREA L C | 06/25/1979 | Active | 45 | 0 | 3 | -3 | -6.25% | 48 | 3 | 2 | | | | M,VP,SC | 13 | | \$540.00 |
| 6114 | BENNETTS VALLEY | 05/22/1952 | Active | 39 | 1 | 0 | 1 | 2.63% | 39 | | 2 | | | R | SC | 5 | | \$297.50 |
| Exc Award (06/30/2023, 06/30/2024) | | | | | | | | | | | | | | | | | | |
| 6117 | BROOKVILLE | 01/25/1950 | Active(1) | 12 | 0 | 0 | 0 | 0.00% | 12 | | 14 | | 4 | | T,M,VP,SC | 24+ | | |
| 124303 | Central Cambria Area | 03/05/2015 | Active(2) | 14 | 0 | 0 | 0 | 0.00% | 15 | | 1 | | 3 | | M,VP,SC | 24+ | | |
| 6118 | CLEARFIELD | 06/22/1942 | Active(2) | 11 | 0 | 2 | -2 | -15.38% | 13 | 37 | 1 | | 9 | | M,VP,SC | N/R | | |
| 6119 | COALPORT | 06/30/1954 | Active(2) | 11 | 1 | 1 | 0 | 0.00% | 10 | 0 | 1 | | 6 | N | SC | 24+ | | \$15.00 |
| 6120 | CONEMAUGH VALLEY | 02/21/1949 | Active | 19 | 0 | 0 | 0 | 0.00% | 19 | | 19 | | 4 | R | M,VP,SC | 15 | | |
| 6121 | CRESSON | 03/27/1946 | Active | 38 | 1 | 1 | 0 | 0.00% | 38 | 1 | 5 | | 3 | R | M,VP,SC | 23 | | \$400.00 |
| 6122 | CURWENSVILLE | 06/08/1951 | Cancelled(6*) | 0 | 0 | 14 | -14 | -100.00% | 14 | 32 | 4 | 1 | None | | P,S,T,M,VP SC | 24+ | 90+ Days | |
| 6123 | DU BOIS | 07/16/1942 | Active | 27 | 0 | 3 | -3 | -10.00% | 31 | 3 | 1 | | 4 | | VP,SC | 7 | | |
| 6126 | FERNDALE | 06/27/1955 | Active | 8 | 0 | 3 | -3 | -27.27% | 11 | 29 | 4 | | | N | M,VP,SC | N/R | | |
| 6127 | FOX TOWNSHIP | 06/02/1961 | Active(1) | 17 | 17 | 0 | 17 | 100.00% | 17 | | 5 | | 14 | | M,VP,SC | 24+ | | |
| 6128 | GALLITZIN | 10/28/1946 | Active | 17 | 0 | 1 | -1 | -5.56% | 18 | 12 | 1 | | 2 | R | M,SC | 2 | | |
| 6129 | GEISTOWN AND RICHLAND | 02/09/1948 | Active | 32 | 1 | 0 | 1 | 3.23% | 33 | | 0 | | 3 | R | M,VP,SC | 0 | | \$127.50 |
| 6131 | GRAMPIAN | 02/25/1954 | Active | 45 | 6 | 3 | 3 | 7.14% | 39 | 12 | 1 | | | N | M,SC | 10 | | |
| 39518 | HORTON-BROCKWAY AREA L C | 03/04/1981 | Active | 71 | 2 | 0 | 2 | 2.90% | 73 | | 2 | | | IP | T,SC | 24+ | | |
| 6133 | HOUTZDALE | 05/18/1954 | Active | 24 | 2 | 4 | -2 | -7.69% | 30 | 17 | 0 | | | N | SC | 2 | | |
| 6134 | INDIANA | 07/23/1929 | Active | 29 | 3 | 3 | 0 | 0.00% | 29 | 31 | 0 | | 10 | | M,VP,SC | 24+ | | |
| 6136 | JOHNSTOWN WEST END | 03/16/1971 | Active | 29 | 0 | 0 | 0 | 0.00% | 29 | | 0 | | 2 | N | T,M,SC | 24+ | | \$172.50 |
| 6138 | MARION CENTER AREA L C | 08/26/1970 | Active | 13 | 1 | 6 | -5 | -27.78% | 18 | 32 | 0 | | | IP | T,M,SC | 15 | | |
| 6140 | PLUMVILLE | 10/11/1950 | Active | 15 | 0 | 0 | 0 | 0.00% | 15 | | 14 | | | N | M,VP,SC | 24+ | | \$40.00 |
| 6141 | PUNXSUTAWNEY | 01/04/1945 | Active | 44 | 6 | 1 | 5 | 12.82% | 40 | 29 | 2 | | | N | M,SC | 24+ | | |
| 29093 | PURCHASE LINE | 04/24/1974 | Active | 15 | 2 | 5 | -3 | -16.67% | 18 | 23 | 1 | | 6 | N | M,SC | N/R | | |



Club Health Assessment for District 14 J through January 2025

|  | | | | | | Status | | Membership | | | | | | | Reports | | | | | Finance | | LCIF |
|--|---------------------|---------------------------|---|-----------------------------|---------|----------|----------------|----------------------|----------------------------|---|--------------------------------------|----------------------|-------------------------------------|--|-------------------------------|--|---------------------------|---|--|--|-----------------------------------|------|
| Club Number | Club Name | Charter Date | | | | | | Current Member Count | YTD Members Added | YTD Members Dropped | YTD Net Growth | YTD Net Growth% | Member Count 12 Months Ago | Avg. length of service for dropped members | Months Since Last MMR *** | Yrs. Since Last Officer Report | President Rotation | Vice President Reported **** | Months Since Last Activity Report *** | Account Balance | Donations for current Fiscal Year | |
| | | | Number of times on status quo within last two years | If below 15 members appears | | | | | | If net loss is greater than 20% appears | | | If no report in 3 months appears in | | | When more than one year appears in | Number of repeat terms | Notes the officers that do not have an active | If no report at 12 months appears in red | | | |
| 6143 | RIDGWAY | 02/08/1950 | Active | 4 | 0 | 1 | -1 | -20.00% | 5 | 62 | 6 | | 2 | R | P,M,SC | 24+ | | | | | | |
| 6146 | SALTSBURG | 06/20/1930 | Active | 12 | 0 | 0 | 0 | 0.00% | 12 | | 31 | | | N | M,SC | 24+ | | | | | | |
| 6147 | SOUTH FORK | 10/14/1946 | Active | 84 | 5 | 8 | -3 | -3.45% | 93 | 8 | 1 | | 2 | R | M,SC | 3 | | | | | \$5,000.00 | |
| 6145 | ST MARYS | 05/08/1950 | Active | 22 | 0 | 1 | -1 | -4.35% | 21 | 6 | 2 | | | N | M,SC | 2 | | | | | \$55.00 | |
| Current Total Clubs Count | YTD New Clubs Count | YTD Cancelled Clubs Count | YTD Net Club Gain | Current Total Members Count | YTD Add | YTD Drop | YTD Net Growth | YTD Net Growth % | Member Count 12 Months Ago | Average Member Count Per Club | % of Clubs with less than 20 members | % No MMR in 3 Months | % No Officer Report in 12 Months | % of Clubs with balance 90+ days | Number of Clubs in Status Quo | % Status Quo Clubs in Financial Suspension | Number of Cancelled Clubs | Average Cancelled Club Age | Members Lost Due to Cancellation | % of Clubs Cancelled for Non-Financial Reasons | | |
| 26 | 0 | 1 | -1 | 697 | 48 | 60 | -12 | -1.69% | 740 | 27 | 50% | 31% | 0% | 0% | 0 | 0% | 1 | 73 | 14 | 100% | | |

* - P - Priority Club. Cancellation Reasons: 1-Objectives/conduct, 2-Non-active club, 5-Non-existing club, 6-Disbanding, 7-Merger, 8-Financial Suspension, 9-District/Multiple District Dues.

** - Abbreviation: P-President, S-Secretary, T-Treasurer, M-Member Chairperson, VP-First Vice President, MC-Communications Chairperson, SC-Service Chairperson

*** - Abbreviation: N/R - Never reported using the Lions Clubs website, N/A - Not applicable, No password registered for the Lions Clubs website.

**** - Abbreviation: N - New, IP - Immediate Past, R - Repeat.



Club Health Assessment for District 14 K through January 2025

| | | | Status | Membership | | | | | | | Reports | | | | | Finance | | LCIF |
|--|---------------------------------|--------------|---|-----------------------------|-------------------|---------------------|----------------|-----------------|---|--|-------------------------------------|------------------------------------|------------------------|---|--|-----------------|-----------------------------------|------|
| Club Number | Club Name | Charter Date | | Current Member Count | YTD Members Added | YTD Members Dropped | YTD Net Growth | YTD Net Growth% | Member Count 12 Months Ago | Avg. length of service for dropped members | Months Since Last MMR *** | Yrs. Since Last Officer Report | President Rotation | Vice President Reported **** | Months Since Last Activity Report *** | Account Balance | Donations for current Fiscal Year | |
| | | | Number of times on status quo within last two years | If below 15 members appears | | | | | If net loss is greater than 20% appears | | If no report in 3 months appears in | When more than one year appears in | Number of repeat terms | Notes the officers that do not have an active | If no report at 12 months appears in red | | | |
| Clubs more than two years old | | | | | | | | | | | | | | | | | | |
| 6153 | ALBURTIS | 05/28/1946 | Active | 13 | 0 | 0 | 0 | 0.00% | 15 | | 6 | | 2 | M,VP,SC | 6 | | \$108.26 | |
| Exc Award (06/30/2023) | | | | | | | | | | | | | | | | | | |
| 45490 | ALLENTOWN KUHNSTVILLE AREA | 11/19/1985 | Active | 17 | 0 | 1 | -1 | -5.56% | 18 | 39 | 0 | | 2 | R S,T,SC | 5 | | | |
| 6156 | ALLENTOWN MOUNTAINVILLE | 04/01/1952 | Active | 30 | 0 | 1 | -1 | -3.23% | 32 | 8 | 1 | | | N S | 1 | | \$1,000.00 | |
| 6158 | BANGOR | 10/20/1955 | Active | 25 | 1 | 0 | 1 | 4.17% | 25 | | 2 | | 2 | R M,SC | 5 | | | |
| 6160 | BATH | 02/15/1928 | Active | 14 | 0 | 0 | 0 | 0.00% | 15 | | 5 | | 2 | R M,SC | 7 | | \$150.00 | |
| 63317 | BETHLEHEM TOWNSHIP | 06/19/2000 | Active | 18 | 0 | 1 | -1 | -5.26% | 22 | 3 | 1 | | | VP,SC | 1 | | \$850.00 | |
| Exc Award (06/30/2024) | | | | | | | | | | | | | | | | | | |
| 6168 | COOPERSBURG | 03/11/1926 | Active | 12 | 0 | 0 | 0 | 0.00% | 12 | | 19 | 1 | None | P,S,T,M,VP SC | 7 | | | |
| 6169 | COPLAY | 04/12/1973 | Active | 14 | 0 | 0 | 0 | 0.00% | 15 | | 8 | | 12 | R P,M,SC | 3 | | | |
| 6174 | EASTON | 04/03/1924 | Active | 29 | 1 | 1 | 0 | 0.00% | 29 | 7 | 4 | | | N | 0 | | | |
| Exc Award (06/30/2023) | | | | | | | | | | | | | | | | | | |
| 6176 | EMMAUS | 01/22/1945 | Active | 42 | 1 | 4 | -3 | -6.67% | 44 | 28 | 5 | | | N SC | 7 | | \$250.00 | |
| Exc Award (06/30/2023, 06/30/2024) | | | | | | | | | | | | | | | | | | |
| 102631 | EMMAUS LIONESS | 06/24/2008 | Active | 46 | 3 | 1 | 2 | 4.55% | 42 | 16 | 4 | | | N SC | 0 | | \$825.00 | |
| Exc Award (06/30/2021, 06/30/2023, 06/30/2024) | | | | | | | | | | | | | | | | | | |
| 49249 | Greater Lehigh Valley Community | 02/23/1989 | Active | 17 | 5 | 1 | 4 | 30.77% | 4 | 0 | 5 | | None | P,S,T,M,VP SC | 5 | | | |
| Exc Award (06/30/2024) | | | | | | | | | | | | | | | | | | |
| 6181 | HELLERTOWN | 11/17/1925 | Active | 16 | 1 | 1 | 0 | 0.00% | 18 | 7 | 2 | | 3 | R T,M,SC | 6 | | | |
| Exc Award (06/30/2024) | | | | | | | | | | | | | | | | | | |
| 6184 | LEHIGH TOWNSHIP | 11/09/1950 | Active | 42 | 3 | 0 | 3 | 7.69% | 40 | | 1 | | | N | 0 | 90+ Days | \$1,500.00 | |
| 135186 | Lehigh Township Lioness | 06/20/2018 | Active | 24 | 3 | 1 | 2 | 9.09% | 21 | 1 | 2 | | | N VP | 1 | | \$1,000.00 | |
| Exc Award (06/30/2023, 06/30/2024) | | | | | | | | | | | | | | | | | | |
| 151839 | Lehigh Valley Sights for Hope | 08/03/2022 | Active | 22 | 1 | 0 | 1 | 4.76% | 26 | | 0 | | 3 | N M,SC | 7 | | | |
| 146140 | Moore Township Lioness | 06/03/2021 | Active | 28 | 0 | 0 | 0 | 0.00% | 28 | | 10 | | 2 | M,VP,SC | 1 | | | |



Club Health Assessment for District 14 K through January 2025

| | | | Membership | | | | | | | | Reports | | | | | Finance | | LCIF | | |
|---------------------------|------------------------------------|---------------------------|---|-----------------------------|-------------------|---------------------|----------------|---|----------------------------|--|--------------------------------------|------------------------------------|----------------------------------|---|--|--|-----------------------------------|----------------------------|----------------------------------|--|
| Club Number | Club Name | Charter Date | | Current Member Count | YTD Members Added | YTD Members Dropped | YTD Net Growth | YTD Net Growth% | Member Count 12 Months Ago | Avg. length of service for dropped members | Months Since Last MMR *** | Yrs. Since Last Officer Report | President Rotation | Vice President Reported **** | Months Since Last Activity Report *** | Account Balance | Donations for current Fiscal Year | | | |
| | | | Number of times on status quo within last two years | If below 15 members appears | | | | If net loss is greater than 20% appears | | | If no report in 3 months appears in | When more than one year appears in | Number of repeat terms | Notes the officers that do not have an active | If no report at 12 months appears in red | | | | | |
| 42756 | MOORESTOWN MOORE TOWNSHIP | 06/13/1983 | Active | 41 | 0 | 3 | -3 | -6.82% | 43 | 11 | 3 | | | N | 8 | 90+ Days | | | | |
| 6194 | NAZARETH | 04/26/1924 | Active | 8 | 0 | 1 | -1 | -11.11% | 9 | 50 | 5 | 1 | None | P,S,T,M,VP SC | 7 | | | | | |
| 6175 | PALMER TOWNSHIP | 01/14/1957 | Active | 10 | 2 | 0 | 2 | 25.00% | 8 | | 2 | | 2 | R | M,SC | | 8 | | | |
| 6205 | RICHMOND | 01/23/1952 | Active | 18 | 1 | 3 | -2 | -10.00% | 21 | 36 | 1 | | 2 | N | M,SC | | 0 | \$550.00 | | |
| 6208 | SAUCON VALLEY | 11/09/1948 | Active | 34 | 2 | 2 | 0 | 0.00% | 33 | 60 | 1 | | | N | SC | | 0 | | | |
| | Exc Award (06/30/2024) | | | | | | | | | | | | | | | | | | | |
| 6213 | SLATINGTON | 06/21/1948 | Active | 55 | 2 | 2 | 0 | 0.00% | 58 | 34 | 0 | | | N | M,SC | | 4 | \$1,050.00 | | |
| 6222 | UPPER LEHIGH | 09/12/1947 | Active | 62 | 4 | 2 | 2 | 3.33% | 60 | 23 | 2 | | | N | SC | | 4 | \$500.00 | | |
| | Exc Award (06/30/2017, 06/30/2023) | | | | | | | | | | | | | | | | | | | |
| 32286 | UPPER SAUCON L C | 05/25/1976 | Active | 14 | 0 | 0 | 0 | 0.00% | 16 | | 8 | | 2 | R | P,S,VP,SC | | 7 | | | |
| 6212 | WEST LEHIGH AREA | 03/27/1969 | Active | 22 | 3 | 3 | 0 | 0.00% | 22 | 10 | 0 | | | N | P,VP,SC | 0 | | | | |
| 6180 | WHITEHALL L C | 03/19/1951 | Active | 28 | 0 | 2 | -2 | -6.67% | 27 | 12 | 7 | | | | M,VP,SC | 0 | | | | |
| | Exc Award (06/30/2024) | | | | | | | | | | | | | | | | | | | |
| 6228 | WILSON BOROUGH | 04/13/1951 | Active | 34 | 3 | 1 | 2 | 6.25% | 28 | 9 | 2 | | None | P,T,M,VP,SC | 0 | | | | | |
| Current Total Clubs Count | YTD New Clubs Count | YTD Cancelled Clubs Count | YTD Net Club Gain | Current Total Members Count | YTD Add | YTD Drop | YTD Net Growth | YTD Net Growth % | Member Count 12 Months Ago | Average Member Count Per Club | % of Clubs with less than 20 members | % No MMR in 3 Months | % No Officer Report in 12 Months | % of Clubs with balance 90+ days | Number of Clubs in Status Quo | % Status Quo Clubs in Financial Suspension | Number of Cancelled Clubs | Average Cancelled Club Age | Members Lost Due to Cancellation | % of Clubs Cancelled for Non-Financial Reasons |
| 28 | 0 | 0 | 0 | 735 | 36 | 31 | 5 | 0.68% | 731 | 26 | 43% | 46% | 7% | 7% | 0 | 0% | 0 | 0 | 0 | 0% |

* - P - Priority Club. Cancellation Reasons: 1-Objectives/conduct, 2-Non-active club, 5-Non-existing club, 6-Disbanding, 7-Merger, 8-Financial Suspension, 9-District/Multiple District Dues.

** - Abbreviation: P-President, S-Secretary, T-Treasurer, M-Member Chairperson, VP-First Vice President, MC-Communications Chairperson, SC-Service Chairperson

*** - Abbreviation: N/R - Never reported using the Lions Clubs website, N/A - Not applicable, No password registered for the Lions Clubs website.

**** - Abbreviation: N - New, IP - Immediate Past, R - Repeat.




Club Health Assessment for District 14 L through January 2025

| | | | Status | Membership | | | | | | | Reports | | | | | Finance | | LCIF |
|-------------------------------|---|--------------|---|-----------------------------|-------------------|---------------------|----------------|---|----------------------------|--|-------------------------------------|------------------------------------|------------------------|---|--|-----------------|-----------------------------------|------|
| Club Number | Club Name | Charter Date | | Current Member Count | YTD Members Added | YTD Members Dropped | YTD Net Growth | YTD Net Growth% | Member Count 12 Months Ago | Avg. length of service for dropped members | Months Since Last MMR *** | Yrs. Since Last Officer Report | President Rotation | Vice President Reported **** | Months Since Last Activity Report *** | Account Balance | Donations for current Fiscal Year | |
| | | | Number of times on status quo within last two years | If below 15 members appears | | | | If net loss is greater than 20% appears | | | If no report in 3 months appears in | When more than one year appears in | Number of repeat terms | Notes the officers that do not have an active | If no report at 12 months appears in red | | | |
| Clubs less than two years old | | | | | | | | | | | | | | | | | | |
| 157707 | Wayne Township - Beacon Lodge | 04/03/2024 | Cancelled(6*) | 0 | 0 | 21 | -21 | -100.00% | 0 | 7 | 1 | | None | P,S,T,M,VP SC | N/R | | | |
| Clubs more than two years old | | | | | | | | | | | | | | | | | | |
| 6229 | ALLENPORT Exc Award (06/30/2023) | 08/05/1954 | Active(1) | 27 | 9 | 1 | 8 | 42.11% | 18 | 4 | 1 | | 2 | M,VP,SC | 10 | | \$55.00 | |
| 6230 | ALTOONA | 06/16/1922 | Active | 12 | 0 | 0 | 0 | 0.00% | 11 | | 9 | | 12 | R S,T,M,VP,SC | 4 | | \$1,000.00 | |
| 6231 | BEDFORD | 10/03/1944 | Active | 34 | 0 | 2 | -2 | -5.56% | 36 | 42 | 1 | | 2 | S,M,VP,SC | 2 | | | |
| 142291 | Bedford Lioness Exc Award (06/30/2023) | 07/21/2020 | Active | 19 | 0 | 2 | -2 | -9.52% | 21 | 8 | 1 | | | N M,SC | 12 | | | |
| 6232 | BELLEVILLE Exc Award (06/30/2023) | 01/30/1945 | Active | 33 | 1 | 0 | 1 | 3.13% | 32 | | 0 | | | T,M,VP,SC | 6 | | | |
| 6233 | BELLWOOD ANTIS L C | 02/24/1931 | Active | 4 | 0 | 2 | -2 | -33.33% | 6 | 22 | 0 | | 13 | R M,VP,SC | 3 | | | |
| 6234 | BLAIRS MILLS | 06/11/1952 | Active | 13 | 0 | 2 | -2 | -13.33% | 14 | 35 | 0 | | 2 | M,VP,SC | 1 | | | |
| 6235 | BREEZEWOOD | 05/21/1956 | Active | 12 | 2 | 0 | 2 | 20.00% | 10 | | 6 | | None | P,M,VP,SC | 8 | | | |
| 6236 | BURNHAM Exc Award (06/30/2019) | 11/20/1945 | Active | 44 | 5 | 1 | 4 | 10.00% | 41 | 6 | 0 | | | N SC | 0 | | | |
| 6239 | CHIEF LOGAN | 11/12/1958 | Active | 23 | 1 | 1 | 0 | 0.00% | 23 | 26 | 0 | | 3 | R SC | 0 | | | |
| 6240 | COVE Exc Award (06/30/2017) | 05/13/1947 | Active | 33 | 0 | 2 | -2 | -5.71% | 34 | 9 | 2 | | 2 | P,M,VP,SC | 2 | | | |
| 6241 | EVERETT Exc Award (06/30/2023) | 08/04/1939 | Active | 30 | 0 | 0 | 0 | 0.00% | 29 | | 0 | | None | P,M,VP,SC | 1 | | \$200.00 | |
| 37418 | FORBES ROAD L C | 07/23/1979 | Active | 53 | 2 | 1 | 1 | 1.92% | 52 | 10 | 2 | | | P,S,T,M,VP SC | 1 | | \$1,000.00 | |
| 6242 | FORT SHIRLEY Exc Award (06/30/2023) | 03/11/1955 | Active | 13 | 0 | 0 | 0 | 0.00% | 13 | | 15 | | None | P,T,M,VP,SC | 4 | | | |
| 6245 | HOLLIDAYSBURG | 03/21/1945 | Active | 16 | 0 | 0 | 0 | 0.00% | 16 | | 11 | | 4 | P,M,VP,SC | 6 | | \$500.00 | |
| 6246 | HUNTINGDON | 12/09/1938 | Active | 22 | 0 | 2 | -2 | -8.33% | 24 | 21 | 0 | | 4 | S,M,VP,SC | 12 | | \$100.00 | |
| 6247 | HYNDMAN LONDONDERRY | 11/15/1945 | Active | 28 | 2 | 0 | 2 | 7.69% | 22 | | 1 | | | N | 12 | | | |



Club Health Assessment for District 14 L through January 2025

|  | | | Status | Membership | | | | | | | Reports | | | | | Finance | LCIF |
|--|------------------------------------|--------------|---|-----------------------------|-------------------|---------------------|----------------|---|----------------------------|--|-------------------------------------|------------------------------------|------------------------|---|--|-----------------|-----------------------------------|
| Club Number | Club Name | Charter Date | | Current Member Count | YTD Members Added | YTD Members Dropped | YTD Net Growth | YTD Net Growth% | Member Count 12 Months Ago | Avg. length of service for dropped members | Months Since Last MMR *** | Yrs. Since Last Officer Report | President Rotation | Vice President Reported **** | Months Since Last Activity Report *** | Account Balance | Donations for current Fiscal Year |
| | | | Number of times on status quo within last two years | If below 15 members appears | | | | If net loss is greater than 20% appears | | | If no report in 3 months appears in | When more than one year appears in | Number of repeat terms | Notes the officers that do not have an active | If no report at 12 months appears in red | | |
| 6248 | JUNIATA VALLEY | 02/04/1948 | Active | 13 | 0 | 0 | 0 | 0.00% | 12 | | 7 | | None | P,T,M,VP,SC | 12 | | |
| 6249 | LAKEMONT | 05/10/1954 | Active | 29 | 0 | 0 | 0 | 0.00% | 32 | | 7 | | None | P,T,M,VP,SC | 11 | | |
| 6253 | MC CONNELLSBURG | 10/09/1936 | Active | 46 | 0 | 0 | 0 | 0.00% | 43 | | 6 | 1 | None | P,S,T,M,VP SC | 12 | | |
| | Exc Award (06/30/2023) | | | | | | | | | | | | | | | | |
| 6254 | MC VEYTOWN | 06/15/1945 | Active(1) | 20 | 0 | 1 | -1 | -4.76% | 22 | 9 | 0 | | 15 | R | T,M,VP,SC | 12 | |
| 6238 | MILL CREEK | 01/20/1950 | Active | 23 | 0 | 0 | 0 | 0.00% | 26 | | 9 | | 8 | R | M,VP,SC | 11 | |
| | Exc Award (06/30/2017) | | | | | | | | | | | | | | | | |
| 6255 | MILROY | 03/08/1945 | Active | 28 | 0 | 0 | 0 | 0.00% | 27 | | 10 | | 2 | R | M,SC | 2 | |
| | Exc Award (06/30/2023) | | | | | | | | | | | | | | | | |
| 6257 | NEWRY | 01/25/1956 | Active | 25 | 1 | 0 | 1 | 4.17% | 26 | | 6 | | 2 | N | T,VP,SC | 12 | \$1,000.00 |
| | Exc Award (06/30/2023) | | | | | | | | | | | | | | | | |
| 6259 | ORBISONIA | 03/13/1942 | Active | 43 | 1 | 0 | 1 | 2.38% | 44 | | 0 | | 2 | R | P,T,M,VP,SC | 2 | |
| | Exc Award (06/30/2023) | | | | | | | | | | | | | | | | |
| 6263 | ROARING SPRING | 04/02/1953 | Active | 23 | 1 | 0 | 1 | 4.55% | 25 | | 6 | | | N | T,VP,SC | 12 | \$100.00 |
| 6264 | ROBERTSDALE | 10/17/1946 | Active | 14 | 0 | 0 | 0 | 0.00% | 14 | | 15 | 1 | None | P,S,T,M,VP SC | 12 | | |
| | Exc Award (06/30/2023) | | | | | | | | | | | | | | | | |
| 6265 | SALTILLO | 09/30/1954 | Active | 11 | 0 | 0 | 0 | 0.00% | 11 | | 10 | | None | P,T,M,VP,SC | 10 | | |
| | Exc Award (06/30/2023) | | | | | | | | | | | | | | | | |
| 6266 | SAXTON | 04/11/1930 | Active | 9 | 0 | 0 | 0 | 0.00% | 9 | | 15 | | 10 | | T,M,VP,SC | 12 | |
| | Exc Award (06/30/2023) | | | | | | | | | | | | | | | | |
| 6267 | SCHELLSBURG | 04/26/1948 | Cancelled(6*) | 0 | 0 | 16 | -16 | -100.00% | 16 | 16 | 1 | 1 | None | P,S,T,M,VP SC | 12 | 90+ Days | |
| 6268 | SHADE GAP AREA | 02/17/1959 | P- Active | 0 | 0 | 0 | 0 | 0.00% | 0 | | 30 | | None | P,S,T,M,VP SC | 12 | | |
| 6269 | STONE CREEK VALLEY | 11/28/1951 | Active | 29 | 1 | 2 | -1 | -3.33% | 28 | 13 | 0 | | | N | | 2 | |
| | Exc Award (06/30/2017, 06/30/2024) | | | | | | | | | | | | | | | | |
| 6270 | THREE SPRINGS | 05/24/1954 | Active | 16 | 0 | 2 | -2 | -11.11% | 18 | 19 | 4 | | 2 | | S,T,M,VP,SC | 10 | \$1,520.00 |
| 6271 | TROUGH CREEK VALLEY | 05/28/1947 | Active(1) | 14 | 0 | 1 | -1 | -6.67% | 18 | 57 | 3 | | | N | SC | 3 | |
| 6273 | WARFORDSBURG | 02/05/1953 | Cancelled(6*) | 0 | 0 | 11 | -11 | -100.00% | 11 | 21 | 1 | 1 | None | P,S,T,M,VP SC | 12 | | |
| 6274 | WILLIAMSBURG | 04/20/1939 | Active | 17 | 7 | 4 | 3 | 21.43% | 32 | 6 | 4 | | | IP | SC | 5 | |



Club Health Assessment for District 14 L through January 2025

| Club NumberClub NameCharter Date | | | Status | Membership | | | | | | | Reports | | | | | Finance | | LCIF | | |
|--|---------------------|---------------------------|---|-----------------------------|-------------------|---------------------|----------------|---|----------------------------|--|--------------------------------------|------------------------------------|----------------------------------|---|--|--|-----------------------------------|----------------------------|----------------------------------|--|
| | | | | Current Member Count | YTD Members Added | YTD Members Dropped | YTD Net Growth | YTD Net Growth% | Member Count 12 Months Ago | Avg. length of service for dropped members | Months Since Last MMR *** | Yrs. Since Last Officer Report | President Rotation | Vice President Reported **** | Months Since Last Activity Report *** | Account Balance | Donations for current Fiscal Year | | | |
| | | | Number of times on status quo within last two years | If below 15 members appears | | | | If net loss is greater than 20% appears | | | If no report in 3 months appears in | When more than one year appears in | Number of repeat terms | Notes the officers that do not have an active | If no report at 12 months appears in red | | | | | |
| Exc Award (06/30/2021, 06/30/2023) 6275 WOODCOCK VALLEY10/25/1949 | | | Active | 15 | 2 | 2 | 0 | 0.00% | 15 | 6 | 0 | | 2 | R M,SC | 12 | | | | | |
| Current Total Clubs Count | YTD New Clubs Count | YTD Cancelled Clubs Count | YTD Net Club Gain | Current Total Members Count | YTD Add | YTD Drop | YTD Net Growth | YTD Net Growth % | Member Count 12 Months Ago | Average Member Count Per Club | % of Clubs with less than 20 members | % No MMR in 3 Months | % No Officer Report in 12 Months | % of Clubs with balance 90+ days | Number of Clubs in Status Quo | % Status Quo Clubs in Financial Suspension | Number of Cancelled Clubs | Average Cancelled Club Age | Members Lost Due to Cancellation | % of Clubs Cancelled for Non-Financial Reasons |
| 35 | 0 | 3 | -3 | 791 | 35 | 76 | -41 | -4.93% | 831 | 23 | 46% | 51% | 6% | 0% | 0 | 0% | 3 | 50 | 48 | 100% |

* - P - Priority Club. Cancellation Reasons: 1-Objectives/conduct, 2-Non-active club, 5-Non-existing club, 6-Disbanding, 7-Merger, 8-Financial Suspension, 9-District/Multiple District Dues.

** - Abbreviation: P-President, S-Secretary, T-Treasurer, M-Member Chairperson, VP-First Vice President, MC-Communications Chairperson, SC-Service Chairperson

*** - Abbreviation: N/R - Never reported using the Lions Clubs website, N/A - Not applicable, No password registered for the Lions Clubs website.

**** - Abbreviation: N - New, IP - Immediate Past, R - Repeat.



Club Health Assessment for District 14 M through January 2025

| | | | Status | Membership | | | | | | | Reports | | | | | Finance | LCIF |
|-------------------------------|---|--------------|---|-----------------------------|-------------------|---------------------|----------------|-----------------|----------------------------|--|-------------------------------------|------------------------------------|------------------------|---|--|-----------------|-----------------------------------|
| Club Number | Club Name | Charter Date | | Current Member Count | YTD Members Added | YTD Members Dropped | YTD Net Growth | YTD Net Growth% | Member Count 12 Months Ago | Avg. length of service for dropped members | Months Since Last MMR *** | Yrs. Since Last Officer Report | President Rotation | Vice President Reported **** | Months Since Last Activity Report *** | Account Balance | Donations for current Fiscal Year |
| | | | Number of times on status quo within last two years | If below 15 members appears | | | | | | If net loss is greater than 20% appears | If no report in 3 months appears in | When more than one year appears in | Number of repeat terms | Notes the officers that do not have an active | If no report at 12 months appears in red | | |
| Clubs more than two years old | | | | | | | | | | | | | | | | | |
| 6277 | BEALLSVILLE CENTERVILLE RICHEYVILLE Exc Award (06/30/2023) | 04/14/1972 | Active(1) | 32 | 0 | 2 | -2 | -5.88% | 29 | 8 | 2 | | 6 | M,VP,SC | 3 | | \$1,000.00 |
| 6278 | BENTLEYVILLE | 02/11/1953 | Active | 24 | 1 | 1 | 0 | 0.00% | 23 | 3 | 3 | | | M,VP,SC | 2 | | |
| 6279 | BERLIN | 05/24/1939 | Active | 31 | 5 | 10 | -5 | -13.89% | 36 | 5 | 2 | | 3 | N SC | 9 | | \$50.00 |
| 6280 | BOSWELL | 03/11/1946 | Active | 20 | 1 | 0 | 1 | 5.26% | 19 | | 0 | | 4 | N M,VP,SC | 0 | | \$500.00 |
| 143215 | Bullskin Township Lioness | 12/29/2020 | Active | 20 | 0 | 4 | -4 | -16.67% | 24 | 3 | 0 | | 5 | S,M,VP,SC | 1 | | \$50.00 |
| 33653 | BULLSKIN TWP | 04/26/1977 | Active(1) | 20 | 0 | 0 | 0 | 0.00% | 20 | | 6 | | 2 | N P,M,VP,SC | 19 | | |
| 6282 | BURGETTSTOWN | 05/16/1935 | Active | 9 | 0 | 2 | -2 | -18.18% | 11 | 2 | 1 | | 2 | R M,SC | 18 | | |
| 6285 | CARMICHAELS | 04/30/1952 | Active | 29 | 0 | 0 | 0 | 0.00% | 28 | | 7 | | 3 | N M,VP,SC | 24+ | | |
| 6287 | CHARLEROI | 03/28/1941 | Active | 10 | 1 | 1 | 0 | 0.00% | 10 | 3 | 2 | | 10 | T,M,VP,SC | 1 | | |
| 6289 | CONFLUENCE | 05/29/1939 | Active | 19 | 1 | 3 | -2 | -9.52% | 21 | 10 | 1 | | | VP,SC | 13 | | \$300.00 |
| 6290 | CONNELLSVILLE Exc Award (06/30/2021, 06/30/2023) | 03/05/1946 | Active | 49 | 5 | 4 | 1 | 2.08% | 51 | 2 | 0 | | | N | 0 | | \$100.00 |
| 6291 | CONNUMACH | 12/04/1947 | Active | 26 | 3 | 0 | 3 | 13.04% | 23 | | 4 | | 2 | M,VP,SC | 13 | 90+ Days | |
| 6292 | DAWSON VANDERBILT | 07/21/1944 | Active | 16 | 0 | 0 | 0 | 0.00% | 16 | | 7 | | | N P,T,M,VP,SC | 5 | | |
| 6295 | DUNBAR TOWNSHIP | 06/10/1959 | Active | 21 | 0 | 0 | 0 | 0.00% | 21 | | 7 | | | N P,T,M,VP,SC | 24 | | |
| 50190 | EIGHTY FOUR | 02/14/1990 | Active | 8 | 0 | 0 | 0 | 0.00% | 9 | | 8 | | 9 | R T,M,VP,SC | 16 | | |
| 43602 | FAYETTE CITY WASHINGTON TWP Exc Award (06/30/2023, 06/30/2024) | 03/27/1984 | Active | 46 | 0 | 0 | 0 | 0.00% | 47 | | 7 | | 2 | R P,M,SC | 7 | | |
| 6284 | GREATER CANONSBURG Exc Award (06/30/2018) | 03/04/1953 | Active | 14 | 0 | 0 | 0 | 0.00% | 14 | | 6 | | | N M | 0 | | \$286.00 |
| 6302 | GRINDSTONE Exc Award (06/30/2023) | 12/16/1947 | Active | 40 | 1 | 1 | 0 | 0.00% | 39 | 5 | 3 | | | N VP | 10 | | |
| 6303 | HICKORY | 04/15/1955 | Active | 44 | 0 | 0 | 0 | 0.00% | 44 | | 8 | | | N T | 0 | | \$550.00 |
| 6304 | HOOVERSVILLE | 03/09/1953 | Active | 13 | 0 | 0 | 0 | 0.00% | 13 | | 5 | | 6 | P,M,VP,SC | 10 | | |



Club Health Assessment for District 14 M through January 2025

| | | | Status | Membership | | | | | | | Reports | | | | | Finance | LCIF |
|-------------|--|--------------|---|-----------------------------|-------------------|---------------------|----------------|---|----------------------------|--|-------------------------------------|------------------------------------|------------------------|---|--|-----------------|-----------------------------------|
| Club Number | Club Name | Charter Date | | Current Member Count | YTD Members Added | YTD Members Dropped | YTD Net Growth | YTD Net Growth% | Member Count 12 Months Ago | Avg. length of service for dropped members | Months Since Last MMR *** | Yrs. Since Last Officer Report | President Rotation | Vice President Reported **** | Months Since Last Activity Report *** | Account Balance | Donations for current Fiscal Year |
| | | | Number of times on status quo within last two years | If below 15 members appears | | | | If net loss is greater than 20% appears | | | If no report in 3 months appears in | When more than one year appears in | Number of repeat terms | Notes the officers that do not have an active | If no report at 12 months appears in red | | |
| 6305 | INDIAN CREEK VALLEY | 06/28/1948 | Active | 20 | 0 | 0 | 0 | 0.00% | 20 | | 6 | | | N | P,M,VP,SC | 24+ | |
| 134287 | Jefferson Morgan Centennial | 04/04/2018 | Active | 33 | 0 | 0 | 0 | 0.00% | 39 | | 7 | | | | VP,SC | 24+ | |
| | Exc Award (06/30/2023) | | | | | | | | | | | | | | | | |
| 6307 | MC DONALD | 04/11/1959 | Active | 12 | 0 | 0 | 0 | 0.00% | 16 | | 7 | | 5 | R | P,VP,SC | 4 | |
| 6308 | MCMURRAY | 04/01/1947 | Active(1) | 16 | 4 | 0 | 4 | 33.33% | 6 | | 0 | | 2 | N | SC | 0 | |
| 6309 | MEYERSDALE | 11/29/1943 | Active | 39 | 0 | 1 | -1 | -2.50% | 39 | 25 | 2 | | | N | M,SC | 9 | \$50.00 |
| 32919 | MIDWAY AREA L C | 11/04/1976 | Cancelled(8*) | 0 | 0 | 7 | -7 | -100.00% | 7 | 31 | 1 | | None | | P,S,T,M,VP SC | 20 | 90+ Days |
| 107221 | MONONGAHELA DONORA AREA | 01/14/2010 | Active | 15 | 0 | 0 | 0 | 0.00% | 16 | | 8 | | None | | P,S,M,VP,SC | 7 | 90+ Days |
| 36442 | MOUNT MORRIS AREA L C | 01/22/1979 | Active | 25 | 0 | 0 | 0 | 0.00% | 25 | | 13 | | 8 | R | T,M,VP,SC | 0 | |
| 6314 | OLD TRAILS | 04/23/1960 | Active | 8 | 0 | 1 | -1 | -11.11% | 9 | 33 | 6 | | | N | P,M,VP,SC | 10 | \$25.00 |
| 6315 | PERRYOPOLIS | 10/11/1940 | Active | 7 | 0 | 0 | 0 | 0.00% | 7 | | 6 | | 11 | R | P,M,VP,SC | 24+ | |
| 6318 | ROSCOE | 05/08/1944 | Active | 19 | 0 | 2 | -2 | -9.52% | 18 | 16 | 1 | | 2 | N | T,M,SC | 24+ | |
| 6319 | SALISBURY | 02/06/1941 | Active | 20 | 0 | 2 | -2 | -9.09% | 20 | 16 | 1 | | 3 | N | SC | 1 | |
| 6320 | SCENERY HILL | 10/21/1940 | Active | 16 | 0 | 0 | 0 | 0.00% | 17 | | 7 | | 2 | N | P,M,VP,SC | 8 | |
| 6324 | SOMERSET | 11/01/1929 | Active | 34 | 2 | 2 | 0 | 0.00% | 35 | 22 | 1 | | | R | SC | 3 | \$100.00 |
| 6326 | STOYSTOWN | 12/03/1947 | Active | 41 | 1 | 1 | 0 | 0.00% | 38 | 1 | 6 | | | N | SC | 2 | |
| 6327 | UNIONTOWN | 11/26/1943 | Active | 51 | 0 | 2 | -2 | -3.77% | 49 | 3 | 1 | | | N | | 4 | |
| | Exc Award (06/30/2018, 06/30/2021, 06/30/2023) | | | | | | | | | | | | | | | | |
| 6328 | WASHINGTON | 08/10/1927 | Active | 21 | 0 | 3 | -3 | -12.50% | 24 | 33 | 1 | | | | VP,SC | 5 | |
| 6330 | WAYNESBURG | 10/22/1940 | Active | 68 | 0 | 0 | 0 | 0.00% | 68 | | 5 | | 2 | N | SC | 0 | \$400.00 |
| | Exc Award (06/30/2021, 06/30/2023, 06/30/2024) | | | | | | | | | | | | | | | | |
| 6317 | WEST GREENE AREA | 05/16/1953 | Active | 20 | 0 | 1 | -1 | -4.76% | 20 | 5 | 3 | | | N | M,SC | 24+ | |
| 130586 | Windber Area Centennial Lions Club | 05/10/2017 | Active | 38 | 6 | 0 | 6 | 18.75% | 25 | | 1 | | | N | M,SC | 1 | |
| | Exc Award (06/30/2021, 06/30/2023, 06/30/2024) | | | | | | | | | | | | | | | | |



Club Health Assessment for District 14 M through January 2025

| | | | Status | Membership | | | | | | | Reports | | | | | Finance | LCIF |
|-------------|-----------|--------------|---|-----------------------------|-------------------|---------------------|----------------|---|----------------------------|--|-------------------------------------|------------------------------------|------------------------|---|--|-----------------|-----------------------------------|
| Club Number | Club Name | Charter Date | | Current Member Count | YTD Members Added | YTD Members Dropped | YTD Net Growth | YTD Net Growth% | Member Count 12 Months Ago | Avg. length of service for dropped members | Months Since Last MMR *** | Yrs. Since Last Officer Report | President Rotation | Vice President Reported **** | Months Since Last Activity Report *** | Account Balance | Donations for current Fiscal Year |
| | | | Number of times on status quo within last two years | If below 15 members appears | | | | If net loss is greater than 20% appears | | | If no report in 3 months appears in | When more than one year appears in | Number of repeat terms | Notes the officers that do not have an active | If no report at 12 months appears in red | | |

Clubs Cancelled Previous Fiscal Year – Clubs Cancelled within last 12 months may be reinstated

| Club Number | | | | Club Name | | | | Charter Date | | | Current Status* | | Cancellation Date | | | | | | | | | | | | |
|---------------------------|--|---------------------|---------------------------|-------------------|-----------------------------|--|---------|--------------|----------------|------------------|----------------------------|-------------------------------|--------------------------------------|----------------------|----------------------------------|----------------------------------|-------------------------------|--|---------------------------|----------------------------|----------------------------------|--|--|--|--|
| 6306 | | | | LAUREL HILL | | | | 11/01/1955 | | | Cancelled(6*) | | 01/29/2024 | | | | | | | | | | | | |
| Current Total Clubs Count | | YTD New Clubs Count | YTD Cancelled Clubs Count | YTD Net Club Gain | Current Total Members Count | | YTD Add | YTD Drop | YTD Net Growth | YTD Net Growth % | Member Count 12 Months Ago | Average Member Count Per Club | % of Clubs with less than 20 members | % No MMR in 3 Months | % No Officer Report in 12 Months | % of Clubs with balance 90+ days | Number of Clubs in Status Quo | % Status Quo Clubs in Financial Suspension | Number of Cancelled Clubs | Average Cancelled Club Age | Members Lost Due to Cancellation | % of Clubs Cancelled for Non-Financial Reasons | | | |
| 39 | | 0 | 1 | -1 | 994 | | 31 | 50 | -19 | -1.88% | 996 | 25 | 36% | 59% | 0% | 5% | 0 | 0% | 1 | 116 | 7 | 0% | | | |

* - P - Priority Club. Cancellation Reasons: 1-Objectives/conduct, 2-Non-active club, 5-Non-existing club, 6-Disbanding, 7-Merger, 8-Financial Suspension, 9-District/Multiple District Dues.

** - Abbreviation: P-President, S-Secretary, T-Treasurer, M-Member Chairperson, VP-First Vice President, MC-Communications Chairperson, SC-Service Chairperson

*** - Abbreviation: N/R - Never reported using the Lions Clubs website, N/A - Not applicable, No password registered for the Lions Clubs website.

**** - Abbreviation: N - New, IP - Immediate Past, R - Repeat.



Club Health Assessment for District 14 N through January 2025

| | | | Status | Membership | | | | | | | Reports | | | | | Finance | | LCIF |
|-------------------------------|--|--------------|---|-----------------------------|-------------------|---------------------|----------------|---|----------------------------|--|-------------------------------------|------------------------------------|------------------------|---|---------------------------------------|-----------------|-----------------------------------|------|
| Club Number | Club Name | Charter Date | | Current Member Count | YTD Members Added | YTD Members Dropped | YTD Net Growth | YTD Net Growth% | Member Count 12 Months Ago | Avg. length of service for dropped members | Months Since Last MMR *** | Yrs. Since Last Officer Report | President Rotation | Vice President Reported **** | Months Since Last Activity Report *** | Account Balance | Donations for current Fiscal Year | |
| | | | Number of times on status quo within last two years | If below 15 members appears | | | | If net loss is greater than 20% appears | | | If no report in 3 months appears in | When more than one year appears in | Number of repeat terms | Notes the officers that do not have an active | If no report at 12 months red | | | |
| Clubs more than two years old | | | | | | | | | | | | | | | | | | |
| 6332 | AMBRIDGE | 09/16/1937 | Active | 13 | 2 | 0 | 2 | 18.18% | 11 | | 0 | | 4 | M,VP,SC | 21 | | | |
| | Exc Award (06/30/2017) | | | | | | | | | | | | | | | | | |
| 6333 | APOLLO AREA L C | 10/24/1949 | Active | 24 | 2 | 0 | 2 | 9.09% | 22 | | 2 | | 2 | N P | 7 | | \$700.00 | |
| | Exc Award (06/30/2023) | | | | | | | | | | | | | | | | | |
| 6334 | BADEN | 01/21/1947 | Active | 29 | 2 | 1 | 1 | 3.57% | 27 | 3 | 0 | | 3 | R VP | 2 | | | |
| 129887 | Beaver County Central Valley Centennial | 02/28/2017 | Active(1) | 18 | 0 | 0 | 0 | 0.00% | 18 | | 13 | | 9 | VP,SC | 18 | | | |
| 6335 | BEAVER FALLS | 10/20/1922 | Active | 23 | 0 | 0 | 0 | 0.00% | 25 | | 11 | | 2 | M,VP,SC | 17 | | \$50.00 | |
| | Exc Award (06/30/2023) | | | | | | | | | | | | | | | | | |
| 6337 | BUTLER | 06/15/1923 | Active | 56 | 0 | 2 | -2 | -3.45% | 63 | 19 | 0 | | | N | 1 | | \$1,100.00 | |
| | Exc Award (06/30/2017, 06/30/2018, 06/30/2023) | | | | | | | | | | | | | | | | | |
| 6339 | CHIPPEWA AREA | 12/12/1956 | Active | 30 | 3 | 3 | 0 | 0.00% | 29 | 32 | 3 | | | N SC | 4 | 90+ Days | | |
| | Exc Award (06/30/2021) | | | | | | | | | | | | | | | | | |
| 6340 | CLARION | 04/07/1948 | Active | 8 | 0 | 0 | 0 | 0.00% | 8 | | 8 | | 17 | M,VP,SC | 24+ | | | |
| 41469 | CRANBERRY TWP AREA L C | 06/10/1982 | Active | 49 | 7 | 0 | 7 | 16.67% | 42 | | 3 | | | N SC | 1 | | \$1,150.00 | |
| 6341 | ELDERTON | 01/17/1944 | Active | 26 | 1 | 1 | 0 | 0.00% | 27 | 21 | 0 | | | N P,M,SC | 3 | | \$250.00 | |
| 6342 | ELLWOOD CITY | 10/17/1940 | Active | 11 | 1 | 2 | -1 | -8.33% | 13 | 51 | 0 | | 3 | N SC | 19 | | | |
| 6343 | EVANS CITY | 04/29/1952 | Active | 23 | 1 | 2 | -1 | -4.17% | 24 | 3 | 6 | | 2 | R M,SC | 1 | | | |
| 6344 | FORD CITY | 02/23/1950 | Active | 79 | 4 | 1 | 3 | 3.95% | 73 | 1 | 0 | | 11 | R SC | 24+ | | \$2,100.00 | |
| | Exc Award (06/30/2023) | | | | | | | | | | | | | | | | | |
| 6348 | HAWTHORN | 01/27/1955 | Active | 26 | 0 | 2 | -2 | -7.14% | 26 | 6 | 6 | | | N P,M,VP,SC | 24+ | | | |
| 6350 | KITTANNING | 11/14/1947 | Active | 28 | 0 | 0 | 0 | 0.00% | 28 | | 7 | | | N | 0 | | \$900.00 | |
| | Exc Award (06/30/2023) | | | | | | | | | | | | | | | | | |
| 6351 | KNOX | 02/24/1953 | Active | 44 | 3 | 2 | 1 | 2.33% | 46 | 25 | 1 | | | N M,SC | 10 | | | |
| 6353 | LAUREL | 04/02/1959 | Active | 11 | 0 | 0 | 0 | 0.00% | 11 | | 8 | | 10 | T,M,VP,SC | 24+ | | | |
| 111075 | LAWRENCE COUNTY AREA | 05/11/2011 | P- Active | 1 | 1 | 6 | -5 | -83.33% | 6 | 13 | 6 | | | P,S,T,M,VP SC | 23 | | | |
| 6354 | LEECHBURG GILPIN | 01/30/1948 | Active | 14 | 0 | 1 | -1 | -6.67% | 14 | 8 | 2 | | 4 | R M,SC | 0 | | | |



Club Health Assessment for District 14 N through January 2025

| | | | Status | Membership | | | | | | | Reports | | | | | Finance | LCIF | |
|--|-----------------------|--------------|---|-----------------------------|-------------------|---------------------|----------------|-----------------|---|--|---------------------------|-------------------------------------|------------------------------------|------------------------------|---|--|-----------------------------------|------------|
| Club Number | Club Name | Charter Date | | Current Member Count | YTD Members Added | YTD Members Dropped | YTD Net Growth | YTD Net Growth% | Member Count 12 Months Ago | Avg. length of service for dropped members | Months Since Last MMR *** | Yrs. Since Last Officer Report | President Rotation | Vice President Reported **** | Months Since Last Activity Report *** | Account Balance | Donations for current Fiscal Year | |
| | | | Number of times on status quo within last two years | If below 15 members appears | | | | | If net loss is greater than 20% appears | | | If no report in 3 months appears in | When more than one year appears in | Number of repeat terms | Notes the officers that do not have an active | If no report at 12 months appears in red | | |
| 6355 | LITTLE BEAVER | 03/04/1947 | Active | 52 | 2 | 0 | 2 | 4.00% | 48 | | 0 | | 2 | R | T,M,VP | 0 | | \$100.00 |
| Exc Award (06/30/2023) | | | | | | | | | | | | | | | | | | |
| 131340 | Mars Centennial | 06/19/2017 | Active | 6 | 0 | 0 | 0 | 0.00% | 6 | | 8 | | | | M,VP,SC | 24+ | | |
| 6373 | NESHANNOCK | 04/29/1955 | Active(1) | 19 | 0 | 0 | 0 | 0.00% | 19 | | 40 | | | | T,M,VP,SC | 24+ | | |
| 6360 | NEW BEDFORD | 12/10/1947 | Active(1) | 11 | 11 | 11 | 0 | 0.00% | 11 | 20 | 0 | | 4 | | P,T,M,VP,SC | 16 | | |
| 6361 | NEW BETHLEHEM | 05/16/1939 | Active | 32 | 1 | 0 | 1 | 3.23% | 29 | | 0 | | | R | | 15 | | \$712.70 |
| Exc Award (06/30/2018, 06/30/2023) | | | | | | | | | | | | | | | | | | |
| 6362 | NEW BRIGHTON | 02/05/1947 | Active | 23 | 3 | 1 | 2 | 9.52% | 21 | 3 | 2 | | | N | SC | 2 | | |
| 6363 | NEW CASTLE | 12/15/1922 | Active(1) | 1 | 0 | 0 | 0 | 0.00% | 1 | | 7 | | 2 | | M,VP,SC | 13 | | \$100.00 |
| 28093 | PENN-GLADE | 03/04/1974 | Active | 23 | 1 | 0 | 1 | 4.55% | 23 | | 6 | | 2 | N | P,M,VP,SC | 0 | | |
| 6365 | RIMERSBURG | 05/31/1946 | Active | 23 | 0 | 0 | 0 | 0.00% | 24 | | 6 | | | N | M,SC | 24+ | | |
| 6364 | RIVERSIDE AREA L C | 02/14/1962 | Active | 29 | 0 | 0 | 0 | 0.00% | 30 | | 8 | | 14 | R | S,M,VP,SC | 3 | | \$650.00 |
| 6366 | ROCHESTER-BEAVER AREA | 04/21/1939 | Active | 81 | 5 | 5 | 0 | 0.00% | 78 | 3 | 0 | | 6 | R | SC | 0 | | |
| Exc Award (06/30/2017, 06/30/2018, 06/30/2020) | | | | | | | | | | | | | | | | | | |
| 6367 | RURAL VALLEY | 04/04/1939 | Active | 29 | 2 | 1 | 1 | 3.57% | 27 | 29 | 0 | | 3 | R | M,VP,SC | 1 | | \$1,000.00 |
| 6370 | SLIPPERY ROCK | 01/24/1963 | Active | 15 | 1 | 1 | 0 | 0.00% | 13 | 0 | 1 | | | R | | 0 | | \$690.00 |
| Exc Award (06/30/2024) | | | | | | | | | | | | | | | | | | |
| 6371 | UNION TOWNSHIP L C | 12/12/1955 | Active | 21 | 0 | 0 | 0 | 0.00% | 21 | | 5 | | | N | P,M | 24+ | | |
| 6372 | VOLANT | 09/20/1947 | Active | 19 | 0 | 0 | 0 | 0.00% | 20 | | 7 | | | N | P,T,VP | 24+ | | \$50.00 |
| 6374 | WAMPUM AREA | 07/09/1956 | Active(1) | 17 | 5 | 0 | 5 | 41.67% | 12 | | 0 | | 4 | | M,VP,SC | 24+ | | |
| 6375 | WORTHINGTON | 02/26/1948 | Active | 18 | 0 | 0 | 0 | 0.00% | 19 | | 8 | | | | T,M,VP,SC | 23 | | \$50.00 |
| 6376 | ZELIENOPLE | 02/14/1949 | Active | 10 | 1 | 2 | -1 | -9.09% | 16 | 11 | 0 | | | | VP | 0 | | \$50.00 |



Club Health Assessment for District 14 N through January 2025

| Club Number | | | Club Name | | | Charter Date | | | Status | | | | | Membership | | | | | Reports | | | | | Finance | | LCIF |
|---------------------------|---------------------|---------------------------|-------------------|-----------------------------|---------|--------------|----------------|------------------|---|-------------------------------|--------------------------------------|----------------------|---|----------------------------------|--|--|--------------------------------|------------------------------------|----------------------------------|--|-----------------|--|--|---------|--|------|
| | | | | | | | | | Current Member Count | YTD Members Added | YTD Members Dropped | YTD Net Growth | YTD Net Growth% | Member Count 12 Months Ago | Avg. length of service for dropped members | Months Since Last MMR *** | Yrs. Since Last Officer Report | President Rotation | Vice President Reported **** | Months Since Last Activity Report *** | Account Balance | Donations for current Fiscal Year | | | | |
| | | | | | | | | | Number of times on status quo within last two years | If below 15 members appears | | | If net loss is greater than 20% appears | | | If no report in 3 months appears in | | When more than one year appears in | Number of repeat terms | Notes the officers that do not have an active | | If no report at 12 months appears in red | | | | |
| Current Total Clubs Count | YTD New Clubs Count | YTD Cancelled Clubs Count | YTD Net Club Gain | Current Total Members Count | YTD Add | YTD Drop | YTD Net Growth | YTD Net Growth % | Member Count 12 Months Ago | Average Member Count Per Club | % of Clubs with less than 20 members | % No MMR in 3 Months | % No Officer Report in 12 Months | % of Clubs with balance 90+ days | Number of Clubs in Status Quo | % Status Quo Clubs in Financial Suspension | Number of Cancelled Clubs | Average Cancelled Club Age | Members Lost Due to Cancellation | % of Clubs Cancelled for Non-Financial Reasons | | | | | | |
| 37 | 0 | 0 | 0 | 942 | 59 | 44 | 15 | 1.62% | 931 | 25 | 43% | 51% | 0% | 3% | 0 | 0% | 0 | 0 | 0 | 0% | | | | | | |

* - P - Priority Club. Cancellation Reasons: 1-Objectives/conduct, 2-Non-active club, 5-Non-existing club, 6-Disbanding, 7-Merger, 8-Financial Suspension, 9-District/Multiple District Dues.

** - Abbreviation: P-President, S-Secretary, T-Treasurer, M-Member Chairperson, VP-First Vice President, MC-Communications Chairperson, SC-Service Chairperson

*** - Abbreviation: N/R - Never reported using the Lions Clubs website, N/A - Not applicable, No password registered for the Lions Clubs website.

**** - Abbreviation: N - New, IP - Immediate Past, R - Repeat.



Club Health Assessment for District 14 P through January 2025

| | | | Status | Membership | | | | | | | Reports | | | | | Finance | LCIF | |
|------------------------------------|---------------------|--------------|---|-----------------------------|-------------------|---------------------|----------------|-----------------|---|--|---------------------------|-------------------------------------|------------------------------------|------------------------------|---|--|-----------------------------------|------------|
| Club Number | Club Name | Charter Date | | Current Member Count | YTD Members Added | YTD Members Dropped | YTD Net Growth | YTD Net Growth% | Member Count 12 Months Ago | Avg. length of service for dropped members | Months Since Last MMR *** | Yrs. Since Last Officer Report | President Rotation | Vice President Reported **** | Months Since Last Activity Report *** | Account Balance | Donations for current Fiscal Year | |
| | | | Number of times on status quo within last two years | If below 15 members appears | | | | | If net loss is greater than 20% appears | | | If no report in 3 months appears in | When more than one year appears in | Number of repeat terms | Notes the officers that do not have an active | If no report at 12 months appears in red | | |
| Clubs more than two years old | | | | | | | | | | | | | | | | | | |
| 6377 | AMITY TOWNSHIP | 01/31/1949 | Active | 40 | 6 | 4 | 2 | 5.26% | 38 | 7 | 0 | | | IP | M | 0 | | \$200.00 |
| Exc Award (06/30/2022) | | | | | | | | | | | | | | | | | | |
| 6379 | AVON GROVE | 03/07/1950 | Active | 34 | 3 | 1 | 2 | 6.25% | 33 | 0 | 1 | | | | VP,SC | 0 | | \$1,000.00 |
| 6380 | BALLY | 01/11/1971 | Active | 39 | 3 | 1 | 2 | 5.41% | 36 | 45 | 0 | | | N | SC | 4 | 90+ Days | |
| 6381 | BERN TOWNSHIP | 05/31/1960 | Active | 28 | 6 | 6 | 0 | 0.00% | 23 | 21 | 4 | | | R | M | 1 | | |
| 6385 | BLANDON | 05/07/1956 | Active | 40 | 3 | 1 | 2 | 5.26% | 41 | 3 | 3 | | 5 | | T,M,VP,SC | 0 | | \$1,000.00 |
| Exc Award (06/30/2021, 06/30/2023) | | | | | | | | | | | | | | | | | | |
| 6387 | BOYERTOWN | 04/03/1939 | Active | 20 | 1 | 0 | 1 | 5.26% | 19 | | 2 | | | R | S,M,SC | 0 | | \$500.00 |
| 6389 | COATESVILLE AREA | 12/19/1924 | Active | 16 | 0 | 0 | 0 | 0.00% | 16 | | 0 | | | N | M,SC | 3 | | |
| Exc Award (06/30/2018) | | | | | | | | | | | | | | | | | | |
| 6390 | CONRAD WEISER | 11/30/1955 | Active | 73 | 10 | 6 | 4 | 5.80% | 69 | 21 | 0 | | | N | M,SC | 24+ | | \$375.00 |
| 6391 | COVENTRY | 04/15/1958 | Active | 36 | 7 | 0 | 7 | 24.14% | 29 | | 4 | | | N | M,SC | 3 | 90+ Days | |
| 39680 | EAGLE GLENMOORE | 04/06/1981 | Active | 24 | 0 | 1 | -1 | -4.00% | 23 | 33 | 2 | | | N | SC | 0 | | \$200.00 |
| Exc Award (06/30/2018) | | | | | | | | | | | | | | | | | | |
| 6396 | EXETER TOWNSHIP L C | 03/06/1972 | Active | 31 | 8 | 1 | 7 | 29.17% | 28 | 37 | 0 | | 2 | R | SC | 0 | | \$150.00 |
| 6398 | FLEETWOOD | 05/19/1969 | Active | 9 | 0 | 1 | -1 | -10.00% | 10 | 1 | 0 | | 7 | R | T,M,SC | 0 | | |
| 6401 | HAMBURG | 12/09/1970 | Active | 30 | 2 | 3 | -1 | -3.23% | 24 | 27 | 2 | | 2 | R | M,VP,SC | 3 | | \$50.00 |
| 6402 | HONEY BROOK | 03/29/1935 | Active | 30 | 1 | 1 | 0 | 0.00% | 30 | 1 | 4 | | | N | M | 0 | | \$2,000.00 |
| Exc Award (06/30/2024) | | | | | | | | | | | | | | | | | | |
| 6403 | KEMPTON | 05/07/1971 | Active | 24 | 0 | 1 | -1 | -4.00% | 25 | 6 | 3 | | | N | M,VP | 0 | | |
| 6405 | KENNETT SQUARE | 02/26/1925 | Active | 32 | 0 | 2 | -2 | -5.88% | 34 | 20 | 6 | | 3 | R | | 0 | | \$350.00 |
| 6406 | KIMBERTON AREA | 03/25/1959 | Active | 11 | 0 | 0 | 0 | 0.00% | 11 | | 24 | 1 | None | | P,S,T,M,VP SC | 24+ | | |
| 6407 | KUTZTOWN | 06/22/1939 | Active | 50 | 6 | 3 | 3 | 6.38% | 47 | 33 | 1 | | | N | | 0 | | \$20.00 |
| 6409 | LIONVILLE | 10/27/1970 | Active | 7 | 0 | 1 | -1 | -12.50% | 8 | 3 | 4 | | | | M,VP,SC | 1 | | |
| Exc Award (06/30/2021) | | | | | | | | | | | | | | | | | | |
| 6410 | LONGSWAMP | 02/17/1954 | Active | 28 | 4 | 0 | 4 | 16.67% | 21 | | 0 | | 2 | R | | 3 | | \$750.00 |




Club Health Assessment for District 14 P through January 2025

| | | | Status | | Membership | | | | | | Reports | | | | | Finance | | LCIF | | |
|------------------------------------|----------------------|---------------------------|---|-----------------------------|-----------------------------|-------------------|---------------------|------------------|---|-------------------------------|--------------------------------------|-------------------------------------|------------------------------------|----------------------------------|-------------------------------|---|--|-----------------------------------|----------------------------------|--|
| Club Number | Club Name | Charter Date | | | Current Member Count | YTD Members Added | YTD Members Dropped | YTD Net Growth | YTD Net Growth% | Member Count 12 Months Ago | Avg. length of service for members | Months Since Last MMR *** | Yrs. Since Last Officer Report | President Rotation | Vice President Reported **** | Months Since Last Activity Report *** | Account Balance | Donations for current Fiscal Year | | |
| | | | Number of times on status quo within last two years | | If below 15 members appears | | | | If net loss is greater than 20% appears | | | If no report in 3 months appears in | When more than one year appears in | Number of repeat terms | | Notes the officers that do not have an active | If no report at 12 months appears in red | | | |
| Exc Award (06/30/2022, 06/30/2024) | | | | | | | | | | | | | | | | | | | | |
| 6412 | MOHNTON CUMRU | 02/11/1949 | Active | | 28 | 1 | 3 | -2 | -6.67% | 31 | 48 | 0 | | 2 | | M,VP,SC | 1 | | | |
| 6414 | MUHLENBERG | 01/04/1932 | Active | | 31 | 1 | 3 | -2 | -6.06% | 33 | 9 | 2 | | | N | SC | 3 | | \$1,200.00 | |
| Exc Award (06/30/2023) | | | | | | | | | | | | | | | | | | | | |
| 6415 | OXFORD | 10/16/1939 | Active | | 26 | 2 | 0 | 2 | 8.33% | 26 | | 4 | | 2 | N | M,SC | 3 | | | |
| 6417 | PAOLI BERWYN MALVERN | 04/10/1941 | Active | | 17 | 1 | 2 | -1 | -5.56% | 18 | 40 | 4 | | 2 | N | M,SC | 1 | | | |
| 6416 | PARKESBURG | 06/29/1934 | Active | | 20 | 2 | 1 | 1 | 5.26% | 18 | 0 | 0 | | 3 | R | M,SC | 0 | | | |
| Exc Award (06/30/2019, 06/30/2021) | | | | | | | | | | | | | | | | | | | | |
| 6420 | REHRERSBURG | 01/17/1951 | Active | | 10 | 0 | 0 | 0 | 0.00% | 10 | | 0 | | 2 | | S,T,M,VP,SC | 23 | | | |
| 6421 | SHARTLESVILLE | 01/25/1952 | Active | | 20 | 0 | 2 | -2 | -9.09% | 24 | 12 | 0 | | | N | T,M,SC | 1 | | | |
| 6422 | SHILLINGTON | 01/20/1944 | Active | | 20 | 1 | 1 | 0 | 0.00% | 22 | 55 | 5 | | | N | SC | 0 | | \$250.00 | |
| Exc Award (06/30/2017, 06/30/2018) | | | | | | | | | | | | | | | | | | | | |
| 30714 | SHOEMAKERSVILLE AREA | 05/14/1975 | Active | | 17 | 0 | 1 | -1 | -5.56% | 19 | 3 | 1 | | | N | M,SC | 2 | | | |
| 6435 | SPRING TOWNSHIP | 04/22/1957 | Active | | 17 | 4 | 2 | 2 | 13.33% | 22 | 3 | 1 | | 3 | N | | 0 | | \$50.00 | |
| Exc Award (06/30/2017, 06/30/2018) | | | | | | | | | | | | | | | | | | | | |
| 6426 | STRAUSSTOWN | 05/08/1947 | Active | | 35 | 0 | 3 | -3 | -7.89% | 37 | 26 | 0 | | 2 | N | SC | 0 | | | |
| 6430 | WERNERSVILLE | 01/31/1945 | Cancelled(6*) | | 0 | 0 | 11 | -11 | -100.00% | 17 | 24 | 2 | | None | | P,S,T,M,VP SC | 13 | | | |
| Exc Award (06/30/2021, 06/30/2022) | | | | | | | | | | | | | | | | | | | | |
| 6431 | WEST CHESTER | 01/21/1925 | Active | | 15 | 0 | 8 | -8 | -34.78% | 23 | 30 | 1 | | | | M,VP,SC | 1 | | \$200.00 | |
| 6432 | WEST GOSHEN | 12/16/1971 | Active | | 31 | 0 | 2 | -2 | -6.06% | 35 | 16 | 2 | | 3 | | S,M,VP,SC | 1 | | \$40.00 | |
| Exc Award (06/30/2023) | | | | | | | | | | | | | | | | | | | | |
| Current Total Clubs Count | YTD New Clubs Count | YTD Cancelled Clubs Count | YTD Net Club Gain | Current Total Members Count | YTD Add | YTD Drop | YTD Net Growth | YTD Net Growth % | Member Count 12 Months Ago | Average Member Count Per Club | % of Clubs with less than 20 members | % No MMR in 3 Months | % No Officer Report in 12 Months | % of Clubs with balance 90+ days | Number of Clubs in Status Quo | % Status Quo Clubs in Financial Suspension | Number of Cancelled Clubs | Average Cancelled Club Age | Members Lost Due to Cancellation | % of Clubs Cancelled for Non-Financial Reasons |
| 33 | 0 | 1 | -1 | 889 | 72 | 72 | 0 | 0.00% | 900 | 27 | 27% | 33% | 3% | 6% | 0 | 0% | 1 | 80 | 11 | 100% |



Club Health Assessment for District 14 P through January 2025

|  | | | Status | Membership | | | | | | | Reports | | | | | Finance | LCIF |
|--|-----------|--------------|---|-----------------------------|-------------------|---------------------|----------------|---|----------------------------|--|-------------------------------------|------------------------------------|------------------------|---|--|-----------------|-----------------------------------|
| Club Number | Club Name | Charter Date | | Current Member Count | YTD Members Added | YTD Members Dropped | YTD Net Growth | YTD Net Growth% | Member Count 12 Months Ago | Avg. length of service for dropped members | Months Since Last MMR *** | Yrs. Since Last Officer Report | President Rotation | Vice President Reported **** | Months Since Last Activity Report *** | Account Balance | Donations for current Fiscal Year |
| | | | Number of times on status quo within last two years | If below 15 members appears | | | | If net loss is greater than 20% appears | | | If no report in 3 months appears in | When more than one year appears in | Number of repeat terms | Notes the officers that do not have an active | If no report at 12 months appears in red | | |

* - P - Priority Club. Cancellation Reasons: 1-Objectives/conduct, 2-Non-active club, 5-Non-existing club, 6-Disbanding, 7-Merger, 8-Financial Suspension, 9-District/Multiple District Dues.
** - Abbreviation: P-President, S-Secretary, T-Treasurer, M-Member Chairperson, VP-First Vice President, MC-Communications Chairperson, SC-Service Chairperson
*** - Abbreviation: N/R - Never reported using the Lions Clubs website, N/A - Not applicable, No password registered for the Lions Clubs website.
**** - Abbreviation: N - New, IP - Immediate Past, R - Repeat.




Club Health Assessment for District 14 T through January 2025

| Club Number | Club Name | Charter Date | Status | Membership | | | | | | | Reports | | | | | Finance | LCIF |
|--------------------------------------|------------------------------------|--------------|---|-----------------------------|-------------------|---------------------|----------------|---|----------------------------|--------------------------------|----------------------------------|------------------------------------|------------------------|---|--|-----------------|-----------------------------------|
| | | | | Current Member Count | YTD Members Added | YTD Members Dropped | YTD Net Growth | YTD Net Growth% | Member Count 12 Months Ago | Avg. length of service members | Months Since Last MMR *** | Yrs. Since Last Officer Report | President Rotation | Vice President Reported **** | Months Since Last Activity Report *** | Account Balance | Donations for current Fiscal Year |
| | | | Number of times on status quo within last two years | If below 15 members appears | | | | If net loss is greater than 20% appears | | | If no report in 3 months appears | When more than one year appears in | Number of repeat terms | Notes the officers that do not have an active | If no report at 12 months appears in red | | |
| Clubs more than two years old | | | | | | | | | | | | | | | | | |
| 6490 | BLAIN | 03/09/1945 | Active | 20 | 0 | 6 | -6 | -23.08% | 28 | 16 | 0 | | | N | VP,SC | 0 | |
| 6497 | CHAMBERSBURG | 06/19/1924 | Active | 22 | 0 | 2 | -2 | -8.33% | 24 | 30 | 1 | | 4 | | M,VP,SC | 1 | |
| 43859 | CHAMBERSBURG EVENING | 05/29/1984 | Active | 17 | 1 | 4 | -3 | -15.00% | 20 | 30 | 0 | | | N | M,SC | 0 | \$50.00 |
| 6499 | DUNCANNON | 02/26/1947 | Active | 39 | 2 | 3 | -1 | -2.50% | 40 | 13 | 0 | | | N | T,VP,SC | 0 | |
| 6500 | EAST HANOVER | 01/11/1951 | Active | 21 | 0 | 0 | 0 | 0.00% | 21 | | 7 | | 2 | R | P,T,SC | 24+ | \$5,000.00 |
| 6501 | FAYETTE | 11/08/1951 | Active | 28 | 0 | 2 | -2 | -6.67% | 30 | 32 | 1 | | | | VP,SC | 10 | |
| 108558 | Fayetteville Area | 06/07/2010 | Active(1) | 6 | 0 | 9 | -9 | -60.00% | 15 | 10 | 6 | | | IP | | 10 | |
| 6502 | GREENCASTLE | 03/09/1944 | Active | 24 | 0 | 0 | 0 | 0.00% | 24 | | 9 | | 2 | N | SC | 1 | |
| 6503 | GREENE TOWNSHIP | 02/11/1958 | Active | 24 | 0 | 0 | 0 | 0.00% | 25 | | 9 | | | N | | 0 | |
| 6504 | HARRISBURG | 03/08/1921 | Active | 21 | 0 | 0 | 0 | 0.00% | 24 | | 7 | | 2 | R | M,SC | 9 | \$70.00 |
| | Exc Award (06/30/2019) | | | | | | | | | | | | | | | | |
| 6507 | HERSHEY | 09/15/1944 | Active | 29 | 0 | 1 | -1 | -3.33% | 26 | 3 | 3 | | | N | | 1 | \$1,620.00 |
| 6510 | ICKESBURG | 01/23/1945 | Active | 60 | 0 | 5 | -5 | -7.69% | 65 | 8 | 2 | | | N | SC | 0 | |
| | Exc Award (06/30/2018) | | | | | | | | | | | | | | | | |
| 6511 | LANDISBURG | 05/04/1948 | Active | 62 | 0 | 0 | 0 | 0.00% | 62 | | 2 | | | N | SC | 0 | |
| | Exc Award (06/30/2019) | | | | | | | | | | | | | | | | |
| 6513 | LIVERPOOL | 10/10/1938 | Active | 34 | 0 | 0 | 0 | 0.00% | 34 | | 5 | | | | S,M,VP,SC | 11 | |
| 6514 | LOWER PAXTON TOWNSHIP | 01/30/1948 | Active | 46 | 3 | 0 | 3 | 6.98% | 45 | | 0 | | | N | | 0 | |
| | Exc Award (06/30/2023) | | | | | | | | | | | | | | | | |
| 138731 | Lower Paxton Township Lioness | 06/21/2019 | Active | 19 | 0 | 1 | -1 | -5.00% | 22 | 5 | 2 | | 2 | R | | 1 | |
| 29096 | LOWER SWATARA L C | 04/08/1974 | Active | 46 | 2 | 1 | 1 | 2.22% | 42 | 37 | 0 | | None | N | P,M | 0 | 90+ Days |
| | Exc Award (06/30/2023, 06/30/2024) | | | | | | | | | | | | | | | | |
| 6516 | LURGAN TOWNSHIP | 03/24/1959 | Active | 41 | 3 | 2 | 1 | 2.50% | 41 | 21 | 0 | | | IP | SC | 3 | |
| 6517 | MARYSVILLE | 07/19/1945 | Active | 50 | 0 | 0 | 0 | 0.00% | 49 | | 11 | | 4 | R | M,VP,SC | 23 | |
| 6518 | MERCERSBURG | 02/26/1941 | Active | 39 | 1 | 1 | 0 | 0.00% | 37 | 6 | 4 | | 5 | R | M,SC | 24+ | |



Club Health Assessment for District 14 T through January 2025

|  | | | Status | | Membership | | | | | | Reports | | | | | Finance | | LCIF | | |
|--|-------------------------|---------------------------|---|-----------------------------|-----------------------------|-------------------|---------------------|------------------|---|-------------------------------|--|-------------------------------------|------------------------------------|----------------------------------|-------------------------------|--|--------------------------------------|-----------------------------------|----------------------------------|--|
| Club Number | Club Name | Charter Date | | | Current Member Count | YTD Members Added | YTD Members Dropped | YTD Net Growth | YTD Net Growth% | Member Count 12 Months Ago | Avg. length of service for dropped members | Months Since Last MMR *** | Yrs. Since Last Officer Report | President Rotation | Vice President Reported **** | Months Since Last Activity Report *** | Account Balance | Donations for current Fiscal Year | | |
| | | | Number of times on status quo within last two years | | If below 15 members appears | | | | If net loss is greater than 20% appears | | | If no report in 3 months appears in | When more than one year appears in | Number of repeat terms | | Notes the officers that do not have appears in an active red | If no report at 12 months appears in | | | |
| 6519 | MIDDLE PAXTON | 05/05/1960 | Active | | 45 | 0 | 0 | 0 | 0.00% | 42 | | 3 | | 2 | N | M,SC | 12 | | | |
| 6521 | MIFFLINTOWN | 05/24/1946 | Active | | 36 | 0 | 1 | -1 | -2.70% | 40 | 21 | 3 | | 2 | N | M,SC | 2 | | | |
| Exc Award (06/30/2023) | | | | | | | | | | | | | | | | | | | | |
| 6522 | MILLERSBURG | 04/07/1925 | Active | | 9 | 0 | 0 | 0 | 0.00% | 9 | | 10 | | 10 | N | M,VP,SC | 0 | | | |
| 6524 | MT PARNELL | 01/10/1947 | Active | | 27 | 0 | 4 | -4 | -12.90% | 30 | 41 | 2 | | | N | P,M,SC | 18 | | | |
| Exc Award (06/30/2016) | | | | | | | | | | | | | | | | | | | | |
| 6525 | NEW BLOOMFIELD | 10/03/1938 | Active | | 49 | 3 | 1 | 2 | 4.26% | 46 | 15 | 1 | | | N | SC | 1 | \$3,070.00 | | |
| 6526 | NEWPORT | 02/14/1938 | Active | | 20 | 0 | 4 | -4 | -16.67% | 23 | 35 | 4 | | 3 | R | P,M,SC | 24+ | | | |
| 6529 | PATH VALLEY | 12/09/1943 | Active | | 23 | 1 | 0 | 1 | 4.55% | 23 | | 6 | | 2 | R | T,M,VP,SC | 0 | | | |
| 6530 | PAXTANG | 04/16/1953 | Active | | 50 | 5 | 0 | 5 | 11.11% | 51 | | 0 | | | N | | 0 | | | |
| Exc Award (06/30/2016, 06/30/2017) | | | | | | | | | | | | | | | | | | | | |
| 6531 | PENBROOK | 01/18/1946 | Active | | 16 | 1 | 2 | -1 | -5.88% | 23 | 35 | 0 | | 2 | R | SC | 2 | | | |
| 6533 | PORT ROYAL | 05/03/1945 | Active | | 30 | 0 | 0 | 0 | 0.00% | 30 | | 20 | | 2 | R | S,M,SC | 20 | | | |
| 6534 | RICHFIELD | 05/05/1953 | Active | | 28 | 2 | 0 | 2 | 7.69% | 23 | | 3 | | 2 | R | T | 9 | \$200.00 | | |
| 6535 | ROUZERVILLE | 02/03/1949 | Active | | 21 | 1 | 5 | -4 | -16.00% | 25 | 18 | 1 | | 5 | N | M,SC | 24+ | | | |
| 31656 | SHERMANS DALE | 02/03/1976 | Active | | 39 | 3 | 4 | -1 | -2.50% | 42 | 14 | 0 | | | R | T | 1 | | | |
| 138766 | Susquehanna Township | 06/21/2019 | Cancelled(8*) | | 0 | 0 | 6 | -6 | -100.00% | 7 | 6 | 1 | | None | | P,S,T,M,VP SC | 24+ | 90+ Days | | |
| 6542 | WAYNESBORO | 11/06/1929 | Active | | 28 | 2 | 1 | 1 | 3.70% | 28 | 48 | 0 | | 2 | N | | 0 | \$600.00 | | |
| Exc Award (06/30/2017, 06/30/2023, 06/30/20) | | | | | | | | | | | | | | | | | | | | |
| 126237 | Waynesboro Area Lioness | 11/19/2015 | Active | | 19 | 0 | 0 | 0 | 0.00% | 17 | | 1 | | | | M,VP,SC | 18 | | | |
| 6543 | WEST HANOVER | 01/22/1951 | Active | | 40 | 0 | 0 | 0 | 0.00% | 38 | | 8 | | 4 | R | SC | 10 | | | |
| Exc Award (06/30/2022) | | | | | | | | | | | | | | | | | | | | |
| Current Total Clubs Count | YTD New Clubs Count | YTD Cancelled Clubs Count | YTD Net Club Gain | Current Total Members Count | YTD Add | YTD Drop | YTD Net Growth | YTD Net Growth % | Member Count 12 Months Ago | Average Member Count Per Club | % of Clubs with less than 20 members | % No MMR in 3 Months | % No Officer Report in 12 Months | % of Clubs with balance 90+ days | Number of Clubs in Status Quo | % Status Quo Clubs in Financial Suspension | Number of Cancelled Clubs | Average Cancelled Club Age | Members Lost Due to Cancellation | % of Clubs Cancelled for Non-Financial Reasons |
| 36 | 0 | 1 | -1 | 1,128 | 30 | 65 | -35 | -3.01% | 1,171 | 31 | 17% | 47% | 0% | 3% | 0 | 0% | 1 | 6 | 6 | 0% |



Club Health Assessment for District 14 T through January 2025

| | | | Status | Membership | | | | | | | Reports | | | | | Finance | LCIF |
|-------------|-----------|--------------|---|-----------------------------|-------------------|---------------------|----------------|---|----------------------------|--|-------------------------------------|------------------------------------|------------------------|---|--|-----------------|-----------------------------------|
| Club Number | Club Name | Charter Date | | Current Member Count | YTD Members Added | YTD Members Dropped | YTD Net Growth | YTD Net Growth% | Member Count 12 Months Ago | Avg. length of service for dropped members | Months Since Last MMR *** | Yrs. Since Last Officer Report | President Rotation | Vice President Reported **** | Months Since Last Activity Report *** | Account Balance | Donations for current Fiscal Year |
| | | | | | | | | | | | | | | | | | |
| | | | Number of times on status quo within last two years | If below 15 members appears | | | | If net loss is greater than 20% appears | | | If no report in 3 months appears in | When more than one year appears in | Number of repeat terms | Notes the officers that do not have an active | If no report at 12 months appears in red | | |

* - P - Priority Club. Cancellation Reasons: 1-Objectives/conduct, 2-Non-active club, 5-Non-existing club, 6-Disbanding, 7-Merger, 8-Financial Suspension, 9-District/Multiple District Dues.

** - Abbreviation: P-President, S-Secretary, T-Treasurer, M-Member Chairperson, VP-First Vice President, MC-Communications Chairperson, SC-Service Chairperson

*** - Abbreviation: N/R - Never reported using the Lions Clubs website, N/A - Not applicable, No password registered for the Lions Clubs website.

**** - Abbreviation: N - New, IP - Immediate Past, R - Repeat.



Club Health Assessment for District 14 U through January 2025

| | | | Status | Membership | | | | | | | Reports | | | | | Finance | | LCIF |
|-------------------------------|---|--------------|---|-----------------------------|-------------------|---------------------|----------------|---|----------------------------|--|-------------------------------------|------------------------------------|------------------------|---|--|-----------------|-----------------------------------|------|
| Club Number | Club Name | Charter Date | | Current Member Count | YTD Members Added | YTD Members Dropped | YTD Net Growth | YTD Net Growth% | Member Count 12 Months Ago | Avg. length of service for dropped members | Months Since Last MMR *** | Yrs. Since Last Officer Report | President Rotation | Vice President Reported **** | Months Since Last Activity Report *** | Account Balance | Donations for current Fiscal Year | |
| | | | Number of times on status quo within last two years | If below 15 members appears | | | | If net loss is greater than 20% appears | | | If no report in 3 months appears in | When more than one year appears in | Number of repeat terms | Notes the officers that do not have an active | If no report at 12 months appears in red | | | |
| Clubs more than two years old | | | | | | | | | | | | | | | | | | |
| 33418 | BOWMANSTOWN-PARRYVILL E L C Exc Award (06/30/2023) | 03/14/1977 | Active | 28 | 1 | 2 | -1 | -3.45% | 30 | 23 | 1 | | | N | VP,SC | 0 | | |
| 105738 | BUSHKILL SMITHFIELDS | 06/09/2009 | Active | 15 | 3 | 0 | 3 | 25.00% | 11 | | 5 | | | N | SC | 0 | \$20.00 | |
| 33078 | DINGMANS FERRY | 12/14/1976 | Active | 15 | 0 | 0 | 0 | 0.00% | 12 | | 9 | 1 | None | | P,S,T,M,VP SC | 9 | | |
| 6220 | GREENE DREHER | 04/06/1951 | Active | 16 | 1 | 2 | -1 | -5.88% | 19 | 11 | 6 | | 3 | R | M,SC | 20 | \$500.00 | |
| 6161 | JIM THORPE Exc Award (06/30/2023) | 06/25/1948 | Active | 39 | 3 | 0 | 3 | 8.33% | 33 | | 3 | | 2 | N | SC | 0 | \$50.00 | |
| 65338 | LEHIGHTON AREA LIONESS Exc Award (06/30/2023) | 05/15/2002 | Active | 32 | 8 | 3 | 5 | 18.52% | 24 | 13 | 0 | | | N | | 0 | \$1,125.00 | |
| 45767 | LEHIGHTON FRANKLIN TOWNSHIP Exc Award (06/30/2022) | 02/19/1986 | Active | 31 | 1 | 1 | 0 | 0.00% | 30 | 3 | 3 | | 3 | R | P,SC | 15 | | |
| 6185 | LITTLE SCHUYLKILL | 12/11/1957 | Active | 17 | 1 | 1 | 0 | 0.00% | 19 | 3 | 0 | | None | N | P,T,M,SC | 15 | | |
| 6188 | MAHONING TOWNSHIP | 11/07/1958 | Active | 25 | 0 | 1 | -1 | -3.85% | 26 | 45 | 3 | | 24 | R | M,VP,SC | 0 | \$1,050.00 | |
| 6191 | MC ADOO Exc Award (06/30/2021, 06/30/2023) | 07/15/1937 | Active | 29 | 0 | 4 | -4 | -12.12% | 33 | 3 | 1 | | 3 | R | M,SC | 8 | \$100.00 | |
| 6192 | MILFORD Exc Award (06/30/2022) | 05/15/1952 | Active | 21 | 0 | 0 | 0 | 0.00% | 21 | | 8 | | | N | T,M,SC | 0 | | |
| 6193 | MINERSVILLE AREA L C | 10/19/1949 | Active | 29 | 0 | 0 | 0 | 0.00% | 31 | | 7 | | | N | S,T,M,SC | 24+ | | |
| 6197 | ORWIGSBURG | 04/08/1935 | Active | 61 | 8 | 2 | 6 | 10.91% | 58 | 9 | 0 | | | | P,T,M,VP,SC | 24+ | 90+ Days | |
| 6198 | PALMERTON | 10/18/1954 | Active | 11 | 0 | 2 | -2 | -15.38% | 13 | 3 | 4 | | None | | P,M,VP,SC | 11 | | |
| 6199 | PINE GROVE Exc Award (06/30/2021, 06/30/2023) | 01/10/1947 | Active | 43 | 1 | 1 | 0 | 0.00% | 42 | 4 | 1 | | | N | | 0 | | |
| 6201 | POCONO Exc Award (06/30/2022) | 11/22/1949 | Active | 90 | 3 | 15 | -12 | -11.76% | 92 | 9 | 0 | | | N | M,SC | 4 | 90+ Days | |
| 6202 | PORTER TOWER L C Exc Award (06/30/2021) | 12/01/1955 | Active | 63 | 3 | 2 | 1 | 1.61% | 63 | 10 | 0 | | 3 | N | M,VP,SC | 1 | \$100.00 | |



Club Health Assessment for District 14 U through January 2025

| | | | Status | Membership | | | | | | | Reports | | | | | Finance | LCIF |
|-------------|------------------------------------|--------------|---|-----------------------------|-------------------|---------------------|----------------|---|----------------------------|--|-------------------------------------|------------------------------------|------------------------|------------------------------|---|--|-----------------------------------|
| Club Number | Club Name | Charter Date | | Current Member Count | YTD Members Added | YTD Members Dropped | YTD Net Growth | YTD Net Growth% | Member Count 12 Months Ago | Avg. length of service for dropped members | Months Since Last MMR *** | Yrs. Since Last Officer Report | President Rotation | Vice President Reported **** | Months Since Last Activity Report *** | Account Balance | Donations for current Fiscal Year |
| | | | Number of times on status quo within last two years | If below 15 members appears | | | | If net loss is greater than 20% appears | | | If no report in 3 months appears in | When more than one year appears in | Number of repeat terms | | Notes the officers that do not have an active | If no report at 12 months appears in red | |
| 6204 | POTTSVILLE | 07/17/1923 | Active | 51 | 2 | 5 | -3 | -5.56% | 54 | 26 | 1 | | | N | SC | 15 | \$500.00 |
| | Exc Award (06/30/2023) | | | | | | | | | | | | | | | | |
| 6207 | SAINT CLAIR | 02/28/1951 | Active | 30 | 6 | 0 | 6 | 25.00% | 23 | | 4 | | None | | P,T,M,VP,SC | 10 | \$2,000.00 |
| | Exc Award (06/30/2023) | | | | | | | | | | | | | | | | |
| 6209 | SCHUYLKILL HAVEN | 04/12/1935 | Active | 24 | 0 | 0 | 0 | 0.00% | 26 | | 7 | 1 | None | | P,S,T,M,VP SC | 13 | \$1,500.00 |
| 32285 | SHOHOLA AREA L C | 05/25/1976 | Active(1) | 19 | 0 | 1 | -1 | -5.00% | 20 | 12 | 5 | | None | | P,M,VP,SC | 10 | |
| 6217 | STROUDSBURG | 12/22/1924 | Active | 30 | 1 | 0 | 1 | 3.45% | 35 | | 2 | | | | M,VP,SC | 0 | \$30.00 |
| | Exc Award (06/30/2023) | | | | | | | | | | | | | | | | |
| 6219 | TANNERSVILLE | 11/29/1954 | Active | 46 | 0 | 3 | -3 | -6.12% | 49 | 11 | 4 | | | N | P,M,SC | 3 | |
| 50975 | VALLEY VIEW TRI-VALLEY | 10/04/1990 | Active | 22 | 0 | 1 | -1 | -4.35% | 25 | 5 | 4 | | 3 | R | VP | 0 | \$1,000.00 |
| | Exc Award (06/30/2018, 06/30/2023) | | | | | | | | | | | | | | | | |
| 6223 | WAYNE TOWNSHIP L C | 05/23/1972 | Active | 18 | 0 | 0 | 0 | 0.00% | 19 | | 7 | | 4 | N | M,SC | 1 | \$4,706.60 |
| 6227 | WEST PENN TWSP | 01/05/1948 | Active | 26 | 1 | 2 | -1 | -3.70% | 27 | 11 | 0 | | | N | M | 0 | \$600.00 |
| | Exc Award (06/30/2022) | | | | | | | | | | | | | | | | |

Clubs Cancelled Previous Fiscal Year – Clubs Cancelled within last 12 months may be reinstated

| Club Number | Club Name | Charter Date | Current Status* | Cancellation Date |
|-------------|---------------------|--------------|-----------------|-------------------|
| 6218 | TAMAQUA | 05/25/1937 | Cancelled(8*) | 06/29/2024 |
| 6225 | WESTERN POCONOS L C | 11/17/1948 | Cancelled(6*) | 06/29/2024 |

| Current Total Clubs Count | YTD New Clubs Count | YTD Cancelled Clubs Count | YTD Net Club Gain | Current Total Members Count | YTD Add | YTD Drop | YTD Net Growth | YTD Net Growth % | Member Count 12 Months Ago | Average Member Count Per Club | % of Clubs with less than 20 members | % No MMR in 3 Months | % No Officer Report in 12 Months | % of Clubs with balance 90+ days | Number of Clubs in Status Quo | % Status Quo Clubs in Financial Suspension | Number of Cancelled Clubs | Average Cancelled Club Age | Members Lost Due to Cancellation | % of Clubs Cancelled for Non-Financial Reasons |
|---------------------------|---------------------|---------------------------|-------------------|-----------------------------|---------|----------|----------------|------------------|----------------------------|-------------------------------|--------------------------------------|----------------------|----------------------------------|----------------------------------|-------------------------------|--|---------------------------|----------------------------|----------------------------------|--|
| 26 | 0 | 0 | 0 | 831 | 43 | 48 | -5 | -0.60% | 835 | 32 | 27% | 58% | 8% | 8% | 0 | 0% | 0 | 0 | 0 | 0% |

* - P - Priority Club. Cancellation Reasons: 1-Objectives/conduct, 2-Non-active club, 5-Non-existing club, 6-Disbanding, 7-Merger, 8-Financial Suspension, 9-District/Multiple District Dues.

** - Abbreviation: P-President, S-Secretary, T-Treasurer, M-Member Chairperson, VP-First Vice President, MC-Communications Chairperson, SC-Service Chairperson

*** - Abbreviation: N/R - Never reported using the Lions Clubs website, N/A - Not applicable, No password registered for the Lions Clubs website.

**** - Abbreviation: N - New, IP - Immediate Past, R - Repeat.



Club Health Assessment for District 14 W through January 2025

| | | | Status | Membership | | | | | | | Reports | | | | | Finance | | LCIF |
|--|-------------------------|--------------|---|-----------------------------|---|---------------------|----------------|-----------------|----------------------------|--|-------------------------------------|------------------------------------|------------------------|---|--|-----------------|-----------------------------------|------|
| Club Number | Club Name | Charter Date | | Current Member Count | YTD Members Added | YTD Members Dropped | YTD Net Growth | YTD Net Growth% | Member Count 12 Months Ago | Avg. length of service for dropped members | Months Since Last MMR *** | Yrs. Since Last Officer Report | President Rotation | Vice President Reported **** | Months Since Last Activity Report *** | Account Balance | Donations for current Fiscal Year | |
| | | | Number of times on status quo within last two years | If below 15 members appears | If net loss is greater than 20% appears | | | | | | If no report in 3 months appears in | When more than one year appears in | Number of repeat terms | Notes the officers that do not have an active | If no report at 12 months appears in red | | | |
| Clubs more than two years old | | | | | | | | | | | | | | | | | | |
| 6047 | ASHLEY | 01/31/1947 | Active(1) | 10 | 3 | 1 | 2 | 25.00% | 8 | 0 | 0 | | | P,M,VP,SC | 24+ | | | |
| 6055 | DALLAS | 02/20/1950 | Active | 13 | 0 | 3 | -3 | -18.75% | 10 | 1 | 0 | | N | SC | 7 | | \$700.00 | |
| 6058 | DRUMS | 04/18/1955 | Active | 41 | 3 | 1 | 2 | 5.13% | 37 | 4 | 0 | | 2 | N | 0 | | \$500.00 | |
| 66292 | DRUMS LIONESS | 06/25/2002 | Active | 42 | 6 | 0 | 6 | 16.67% | 34 | | 0 | | N | M,VP,SC | 0 | | \$100.00 | |
| Exc Award (06/30/2022, 06/30/2023, 06/30/2024) | | | | | | | | | | | | | | | | | | |
| 6060 | DUPONT | 01/17/1949 | Active | 46 | 5 | 2 | 3 | 6.98% | 42 | 8 | 0 | | | T,M,VP,SC | 0 | | \$1,200.00 | |
| Exc Award (06/30/2023) | | | | | | | | | | | | | | | | | | |
| 6061 | DURYEA | 09/19/1950 | Active | 10 | 0 | 0 | 0 | 0.00% | 12 | | 7 | | N | M,VP,SC | 10 | | | |
| 6063 | EXETER | 11/28/1951 | Active | 22 | 0 | 2 | -2 | -8.33% | 21 | 15 | 1 | | 2 | R | P,M,SC | 24+ | \$100.00 | |
| 31737 | FORTY FORT | 02/20/1976 | Active | 58 | 2 | 0 | 2 | 3.57% | 56 | | 4 | | | M,VP,SC | 2 | | \$1,000.00 | |
| Exc Award (06/30/2023) | | | | | | | | | | | | | | | | | | |
| 6068 | HANOVER TOWNSHIP | 06/20/1945 | Active | 22 | 1 | 1 | 0 | 0.00% | 25 | 5 | 6 | | 7 | R | M | 24+ | \$1,000.00 | |
| 6070 | HARVEYS LAKE | 02/03/1950 | Active | 8 | 0 | 1 | -1 | -11.11% | 9 | 17 | 3 | | 3 | | T,M,VP,SC | 12 | | |
| 6072 | HAZLETON | 10/22/1923 | Active | 16 | 1 | 0 | 1 | 6.67% | 22 | | 0 | | 2 | R | | 0 | 90+ Days | |
| Exc Award (06/30/2023) | | | | | | | | | | | | | | | | | | |
| 35715 | HUGHESTOWN | 06/14/1978 | Active(1) | 12 | 0 | 0 | 0 | 0.00% | 12 | | 8 | | 17 | R | P,M,SC | 10 | 90+ Days | |
| 6075 | JENKINS TOWNSHIP | 10/06/1958 | Active | 30 | 2 | 0 | 2 | 7.14% | 28 | | 4 | | 9 | | M,VP,SC | 24+ | | |
| 97178 | KINGSTON | 05/23/2006 | Active(3) | 6 | 0 | 4 | -4 | -40.00% | 10 | 20 | 3 | | None | P,S,T,M,VP SC | 24+ | | | |
| 36049 | LAKE SILKWORTH AREA L C | 09/15/1978 | Active | 19 | 0 | 0 | 0 | 0.00% | 18 | | 4 | | | R | M,SC | 2 | \$100.00 | |
| Exc Award (06/30/2023) | | | | | | | | | | | | | | | | | | |
| 6087 | NANTICOKE | 03/11/1935 | Active | 9 | 2 | 0 | 2 | 28.57% | 7 | | 4 | | 16 | | T,M,VP,SC | 4 | 90+ Days | |
| 33015 | NEWPORT TOWNSHIP | 11/22/1976 | Active | 19 | 0 | 0 | 0 | 0.00% | 19 | | 3 | | 9 | | P,T,M,VP,SC | 24+ | | |
| 31009 | PARSONS | 06/27/1975 | Active | 16 | 0 | 3 | -3 | -15.79% | 19 | 14 | 1 | | | IP | T,M | 0 | | |
| 6092 | PLAINS | 02/18/1947 | Active | 45 | 0 | 9 | -9 | -16.67% | 57 | 3 | 1 | | | N | | 0 | \$100.00 | |
| Exc Award (06/30/2016, 06/30/2022) | | | | | | | | | | | | | | | | | | |



Club Health Assessment for District 14 W through January 2025

| | | | Status | Membership | | | | | | | Reports | | | | | Finance | LCIF |
|------------------------------------|--------------------------------|--------------|---|-----------------------------|-------------------|---------------------|----------------|---|----------------------------|--|-------------------------------------|------------------------------------|------------------------|---|--|-----------------|-----------------------------------|
| Club Number | Club Name | Charter Date | | Current Member Count | YTD Members Added | YTD Members Dropped | YTD Net Growth | YTD Net Growth% | Member Count 12 Months Ago | Avg. length of service for dropped members | Months Since Last MMR *** | Yrs. Since Last Officer Report | President Rotation | Vice President Reported **** | Months Since Last Activity Report *** | Account Balance | Donations for current Fiscal Year |
| | | | Number of times on status quo within last two years | If below 15 members appears | | | | If net loss is greater than 20% appears | | | If no report in 3 months appears in | When more than one year appears in | Number of repeat terms | Notes the officers that do not have an active | If no report at 12 months appears in red | | |
| 64428 | PLAINS J L WROBLEWSKI MT LAURE | 06/15/2001 | Active | 24 | 4 | 0 | 4 | 20.00% | 20 | | 0 | | | N P,SC | 0 | 90+ Days | \$20.00 |
| 6103 | TWIN BORO | 09/27/1951 | Active | 14 | 0 | 2 | -2 | -12.50% | 15 | 8 | 0 | | | N M,SC | 24+ | | |
| 6105 | TWIN COUNTY | 03/15/1954 | Active | 35 | 1 | 0 | 1 | 2.94% | 27 | | 2 | | 2 | P,T,M,VP,SC | 2 | | |
| 6107 | WEST HAZLETON | 03/13/1947 | Active | 11 | 0 | 0 | 0 | 0.00% | 11 | | 7 | | 13 | R M | 17 | | |
| 6109 | WHITE HAVEN | 04/18/1938 | Active | 27 | 2 | 1 | 1 | 3.85% | 27 | 3 | 3 | | | N T,M,SC | 2 | | |
| 61883 | WILKES BARRE | 05/11/1999 | Active | 17 | 1 | 0 | 1 | 6.25% | 14 | | 3 | | | N P,VP,SC | 3 | | \$200.00 |
| Exc Award (06/30/2021, 06/30/2024) | | | | | | | | | | | | | | | | | |

Clubs Cancelled Previous Fiscal Year – Clubs Cancelled within last 12 months may be reinstated

| Club Number | Club Name | Charter Date | Current Status* | Cancellation Date |
|-------------|-------------|--------------|-----------------|-------------------|
| 6104 | TWIN CITIES | 02/25/1947 | Cancelled(6*) | 12/29/2023 |

| Current Total Clubs Count | YTD New Clubs Count | YTD Cancelled Clubs Count | YTD Net Club Gain | Current Total Members Count | YTD Add | YTD Drop | YTD Net Growth | YTD Net Growth % | Member Count 12 Months Ago | Average Member Count Per Club | % of Clubs with less than 20 members | % No MMR in 3 Months | % No Officer Report in 12 Months | % of Clubs with balance 90+ days | Number of Clubs in Status Quo | % Status Quo Clubs in Financial Suspension | Number of Cancelled Clubs | Average Cancelled Club Age | Members Lost Due to Cancellation | % of Clubs Cancelled for Non-Financial Reasons |
|---------------------------|---------------------|---------------------------|-------------------|-----------------------------|---------|----------|----------------|------------------|----------------------------|-------------------------------|--------------------------------------|----------------------|----------------------------------|----------------------------------|-------------------------------|--|---------------------------|----------------------------|----------------------------------|--|
| 25 | 0 | 0 | 0 | 572 | 33 | 30 | 3 | 0.53% | 560 | 23 | 56% | 52% | 0% | 16% | 0 | 0% | 0 | 0 | 0 | 0% |

* - P - Priority Club. Cancellation Reasons: 1-Objectives/conduct, 2-Non-active club, 5-Non-existing club, 6-Disbanding, 7-Merger, 8-Financial Suspension, 9-District/Multiple District Dues.

** - Abbreviation: P-President, S-Secretary, T-Treasurer, M-Member Chairperson, VP-First Vice President, MC-Communications Chairperson, SC-Service Chairperson

*** - Abbreviation: N/R - Never reported using the Lions Clubs website, N/A - Not applicable, No password registered for the Lions Clubs website.

**** - Abbreviation: N - New, IP - Immediate Past, R - Repeat.